





Hydraulics

Fundamental & Symbols

- 01.01 A push or pull applied against an object to move, it is called a.....:
(a) Force (b) Pressure (c) Torque (d) Displacement
- 01.02 A hydraulic fluid must have enough force to do work of the system & overcome..... in the system:
(a) Pressure (b) Resistance (c) Weight (d) None of these
- 01.03 The.....determines how much force is required to start, stop or cause a change in the movement of an object.
(a) Pressure (b) Weight (c) Inertia (d) Mass
- 01.04 The..... of a liquid is determined by comparing the weight of the fluid to the weight of an equal amount of water.
(a) Pressure (b) Force (c) Specific Gravity (d) None of these
- 01.05is the amount of force exerted on an object divided by the area over which the force is exerted.
(a) Pressure (b) Hydraulic Force (c) Torque (d) None of these
- 01.06takes place when a force is moved through a distance.
(a) Power (b) Work (c) Acceleration (d) None of these
- 01.07 Power is defined as an amount ofdone in a given amount of time.
(a) Force (b) Displacement (c) Work (d) None of these
- 01.08 If a force of 1000kg is exerted against a piston having an area of 50cm^2 , the resulting pressure is..... Kg/cm^2
(a) 10Kg/cm^2 (b) 20Kg/cm^2 (c) 50000Kg/cm^2 (d) 200Kg/cm^2
- 01.09 The ideal flow in a pipe is called-
(a) Laminar (b) Turbulence (c) Both 'a' & 'b' (d) None of these
- 01.10 In accordance with Bernoulli's Principle, when flow increases, pressure will.....
(a) Increase (b) Decrease (c) No effect (d) Either a or b
- 01.11 The theory stating that pressure in a confined liquid is distributed equally throughout the fluid is.....
(a) Bernoulli's law (b) Boyle's law (c) Pascal's Law (d) Faraday's law
- 01.12 In a hydraulic system, what must the force do?
(a) Perform work (b) Overcome system resistance (c) Both 'a' & 'b' (d) None
- 01.13 If two different pistons have a force ratio of 4:1, the movement ratio is.....
(a) 4:1 (b) 1:4 (c) 1:6 (d) 16:1
- 01.14 Atmospheric pressure on the barometer scale is-
(a) 840mm (b) 760mm (c) 740mm (d) None of these
- 01.15 Liquid seeks a level depending on the-
(a) Force (b) Work (c) Pressure (d) Area

- 01.16 The relationship between Force, Pressure, Area-
 (a) $F = P \times A$ (b) $P = F \times A$ (c) $A = F \times P$ (d) None
- 01.17 The basic symbol for a valve is a.....
 (a) Circle (b) Square (c) Triangle (d) None
- 01.18is the basic symbol for rotating components such as pump & motor..
 (a) Circle (b) Square (c) Triangle (d) Rectangle
- 01.19 Hydraulic returns lines are drawn aswhich carries out leakage oil back to the tank-
 (a) Solid line (b) Long dashes (c) Short dashes (d) None
- 01.20 How many positions has the 4/3 way valve.
 (a) 2 (b) 3 (c) 4 (iv) 5
- 01.21 How many envelops (squares) has the 4/2 way valve.
 (a) 2 (b) 3 (c) 4 (iv) 5
- 01.22line carries the main stream of flow in the system.
 (a) Solid (b) Long dashes (c) Short dashes (d) Arrow
- 01.23 The arrow points out  showing the..... as a source.
 (a) Hydraulic Pump (b) Hydraulic Motor (c) 4/3 way valve (d) Relief valve
- 01.24 The arrow points in  showing the.....receive hydraulic energy.
 (a) Hydraulic Pump (b) Hydraulic Motor (c) 4/3 way valve (d) Accumulator
- 01.25 The two arrows point in  showing the motor is
 (a) Unidirectional (b) Bidirectional (c) Both 'a' & 'b' (d) None
- 01.26 The two arrow points out  showing that the pump can operate in
 (a) Forward (b) Reverse (c) Either 'a' or 'b' (d) None
- 01.27Positioning valves such as relief valve, proportional valve has any number of positions between fully open and fully closed.
 (a) Finite (b) Infinite (c) Both 'a' & 'b' (d) None
- 01.28Positioning valves such as directional control valve can be operated in certain no. of positions.
 (a) Finite (b) Infinite (c) Both 'a' & 'b' (d) None
- 01.29 In symbol of relief valve, the..... line indicates operation by pressure.
 (a) main (b) pilot (c) return (d) None
- 01.30 In symbol of relief valve, indicates adjustable the pressure.
 (a) main line (b) pilot line (c) return line (d) arrow with spring
- 01.31 line i.e. pilot line carries the fluid that is used to control the operation of a valve or other component.
 (a) solid (b) Long dashes with dot (c) Short dashes (d) Arrow

Answer Sheet

Q. No.	Ans.	Q. No.	Ans.	Q. No.	Ans.	Q. No.	Ans.
01.01	a	01.09	a	01.17	b	01.25	b
01.02	b	01.10	b	01.18	a	01.26	c
01.03	c	01.11	c	01.19	c	01.27	b
01.04	c	01.12	c	01.20	b	01.28	a
01.05	a	01.13	b	01.21	a	01.29	b
01.06	b	01.14	b	01.22	a	01.30	d
01.07	c	01.15	c	01.23	a	01.31	b
01.08	b	01.16	a	01.24	b		

Hydraulic Oil

- 02.01is the measure of the fluid's resistance to flow or an inverse measure of fluidity.
(a) Viscosity (b) Force (c) Temperature (d) Pressure
- 02.02 The unit of kinematic viscosity of VG68 is-
(a) °C (b) Centistoke (c) Kelvin (d) Pascal
- 02.03 In ISO VG68 viscosity 68 lies at temp-
(a) 40°C (b) 0°C (c) 100°C (d) 15°C
- 02.04in the lowest temperature at which a fluid will flow-
(a) Flash point (b) Fire point (c) Pour point (d) None
- 02.05 A hydraulic fluid must also act as abetween the contacting surfaces of the components.-
(a) Lubricant (b) Sealing agent (c) Cooling agent (d) None
- 02.06 The viscosity of a fluid measures its.....friction-
(a) External (b) Internal (c) both (d) None of these
- 02.07 A hydraulic fluid that has a low viscosity will flowthan a high viscous fluid.-
(a) Faster (b) Slower (c) Cannot flow (d) None
- 02.08 The change in fluid viscosity caused by a change in temp. is referred to as the fluid's.....
(a) Viscosity (b) Viscosity Index (c) resistance (d) None
- 02.09 The property of a fluid to keep two surfaces separated under high pressure is referred to as its
(a) Lubricity (b) Film strength (c) Viscosity (d) Viscosity Index
- 02.10 The chemical reaction between hydraulic fluid & air is called.....
(a) Oxidation (b) Corrosion (c) No reaction (d) None
- 02.11 The term that describes the stability of fluid viscosity when it is heated is-
(a) Pour point (b) Vapour pressure (c) Viscosity index (d) Lubricity
- 02.12 Corrosion in a hydraulic system is generally caused by-
(a) Acids (b) Alkalis (c) Oxidation (d) All of the above
- 02.13 Air is usually introduced into a hydraulic system through leaks in theline.
(a) Outlet (b) Inlet (c) Pilot line (d) None
- 02.14 Any deterioration of a metallic surface can be said as.....
(a) Oxidation (b) Rust (c) Corrosion (d) None
- 02.15 What are hydraulic fluids required to do?
(a) Lubricate (b) Remain Incompressible (c) Transmit Power (d) All of the above
- 02.16 Oil cleanliness level of hydraulic system is according to.....
(a) NAS 4-5 (b) NAS 15-16 (c) NAS 0-2 (d) NAS 8-9
- 02.17 The minimum & maximum viscosity of VG68 oil at 40°C.....
(a) 61.2 & 74.8 (b) 68 (c) 15-100 (d) None

- 02.18 Flash point of petroleum base hydraulic oil (VG-68) is
 (a) 40⁰C (b) 90⁰C (c) 150⁰C (d) 210⁰C
- 02.19 Pour point of VG-68 oil is-
 (a) 0⁰C (b) 10⁰C (c) -21⁰C (d) -4⁰C
- 02.20 Water content in water glycol fluid used in RGM-
 (a) 35-40% (b) 50% (c) 0% (d) 100%
- 02.21 The max. admissible concentration of water content in hydraulic oil is-
 (a) 500ppm (b) 1000ppm (c) 1500ppm (d) 2000ppm
- 02.22 The maximum decrease in original value of viscosity of hydraulic oil is-
 (a) 0% (b) 5% (c) 10% (d) 20%

Answer Sheet

Q. No.	Ans.	Q. No.	Ans.	Q. No.	Ans.
02.01	a	02.09	b	02.17	a
02.02	b	02.10	a	02.18	d
02.03	a	02.11	c	02.19	c
02.04	c	02.12	d	02.20	a
02.05	a	02.13	b	02.21	b
02.06	b	02.14	c	02.22	c
02.07	a	02.15	d		
02.08	b	02.16	d		

Hydraulic Tank

- 03.01 The slower a hydraulic fluid moves in a reservoir, the better the contaminants-----
 (a) Separate or settle (b) Drain (c) Dissolve in oil (d) No effect
- 03.02 A baffle in a reservoirs keeps the oil in contact with the sides to.....the fluid-
 (a) Heat (b) Pressurize (c) Settle (d) Cool
- 03.03 The bottom of a reservoir be designed-
 (a) V-shaped (b) With a drain (c) Sloped (d) All of above
- 03.04 An.....prevents pressure or suction buildups in a reservoir.
 (a) Pump (b) Baffle plate (c) Filters (d) Air breather
- 03.05 Hydraulic tank in cleaned at-
 (a) 200hrs (b) 500hrs (c) 1000hrs (d) IOH
- 03.06 Reservoir's capacity is kept minimum.....times the pump capacity-
 (a) Same as pump's capacity (b) 2 to 3 times (c) 100 times (d) 20 times
- 03.07 Height of the baffle plate inside a reservoir is kept.....the ht. of the oil level.
 (a) Same (b) 3/4 (c) 2/3 (d) None
- 03.08 The bottom portion of return lines terminate towards tank wall be at an angle of-
 (a) Same (b) 45⁰ (c) 60⁰ (d) None
- 03.09 The baffle plate separates the inlet line from the.....line.
 (a) Pressure (b) Return (c) Drain (d) None
- 03.10 Inlet and return lines must be terminatethe fluid level.
 (a) High (b) Below (c) Same (d) None

Answer Sheet

Q. No.	Ans.	Q. No.	Ans.	Q. No.	Ans.	Q. No.	Ans.
03.01	a	03.04	d	03.07	c	03.10	b
03.02	c	03.05	c	03.08	b		
03.03	d	03.06	b	03.09	b		

Hydraulic Filter

- 04.01 Pressure line filters can trap much.....particles than inlet line filters.
(a) Bigger (b) Smaller (c) Either (a) & (b) (d) None
- 04.02 Filter is.....than strainer.
(a) Finer (b) Coarser (c) Either (a) & (b) (d) None
- 04.03.....filters are used for most minute filtration in hydraulic systems.
(a) Adsorbent (b) Absorbent (c) Mechanical (d) None
- 04.04 Inlet strainers should be mounted far enough below the fluid level of a reservoir to prevent a
(a) Whirlpool (b) Laminar (c) No effect (d) None
- 04.05 Filters (10-25 μ) provided in return line generally have a
(a) Check valve as a bypass (b) Throttle valve as a bypass valve
(c) Gate valve as a by pass valve (d) None of these.
- 04.06 Pressure line filter provided for proportional valve is of.....
(a) 3 μ (b) 10 μ (c) 25 μ (d) 150 μ
- 04.07 Suction filter provided for fixed displacement pump is of-
(a) 10 μ (b) 25 μ (c) 150 μ (d) None
- 04.08 Pressure line & return line filters are replaced at every-
(a) 1000hrs (b) 100hrs (c) 200hrs (d) 500hrs
- 04.09 Suction filter is replaced at-
(a) 50hrs (b) 100hrs (c) 200hrs (d) 500hrs

Answer Sheet

Q. No.	Ans.	Q. No.	Ans.
04.01	b	04.06	b
04.02	a	04.07	c
04.03	b	04.08	c
04.04	a	04.09	d
04.05	a		

Hydraulic Hoses

- 05.01 When selecting a pipe for hydraulic lines always make sure it will withstand the system.....
(a) Flow (b) Pressure (c) Force (d) None
- 05.02 A bend in tubing should be smooth and have across section.
(a) Sharp (b) twisted (c) round (d) None
- 05.03 If a hydraulic line has high fluid velocity, the flow will be.....
(a) Turbulent (b) Laminar (c) Both a & b (d) None
- 05.04 Bursting pressure of hose is kepttimes the working pressure.
(a) Same (b) 2 (c) 4 (d) 8
- 05.05 Flexible hose is used when the hydraulic lines are subjected to.....
(a) Movement (b) Fixed (c) Both (d) None
- 05.06 Higher pressure is permitted in.....wire braided hose.
(a) single (b) double (c) Both a & b (d) None
- 05.07 SAE 100R₂ standard is applicable for.....hose.
(a) Suction (b) Pressure (c) Return (d) Leakage line
- 05.08 DIN 20022 standard is used for.....hose.
(a) Suction (b) Pressure (c) Return (d) None
- 05.09 DIN 20023 standard represents for.....hose.
(a) 4 Spiral wire wrapped (b) Single wire braid (c) Textile braided (d) None
- 05.10 EN853 2SN standard represents for.....hose.
(a) Single wire braided (b) Double wire braided (c) 4 Spiral wire wrapped (d) None
- 05.11 Hydraulic hoses should haveabsorption coefficient.
(a) Low (b) Medium (c) High (d) None
- 05.12 The inner layer of hose should be with the hydraulic oil being used.
(a) compatible (b) not compatible (c) both a & b (d) none
- 05.13 The hydraulic hose can withstand temperatures.....
(a) 0⁰F to 50⁰F (b) 10⁰F to 200⁰F (c) -40⁰F to 200⁰F (d) None
- 05.14 The recommended velocity range in pump inlet line.....
(a) 1-2 ft/sec (b) 2-4 ft/sec (c) 7-20 ft/sec (d) None
- 05.15 The recommended velocity range in working line.....
(a) 1-3 ft/sec (b) 3-6 ft/sec (c) 7-20 ft/sec (d) None
- 05.16 Doubling the inside diameter of a line, the velocity is.....
(a) Quadruples (b) double (c) one half (d) one fourth
- 05.17 Halving the inside diameter of a linethe oil velocity.
(a) Quadruples (b) double (c) one half (d) one fourth
- 05.18 The I.D. of a flexible hose in inch is generally given by-

(a) Pipe no./4 (b) Pipe no./8 (c) Pipe no./12 (d) Pipe no./16

05.19 Radius of bend is measured from..... of hose

(a) Either end (b) centre Line (c) both a or b (d) none

05.20 Hydraulic hose & fittings are either the crimp (permanent) or.....types.

(a) Reusable (b) welded (c) brazed (d) none

Answer Sheet

Q. No.	Ans.	Q. No.	Ans.	Q. No.	Ans.	Q. No.	Ans.
05.01	b	05.06	b	05.11	a	05.16	d
05.02	c	05.07	b	05.12	a	05.17	a
05.03	a	05.08	b	05.13	c	05.18	d
05.04	c	05.09	a	05.14	b	05.19	b
05.05	a	05.10	b	04.15	c	05.20	a

Hydraulic Seals

- 06.01 A positive seal..... even a minute amount of fluid from getting past.
 (a) prevents (b) permits (c) either (a) & (b) (d) None
- 06.02 A non positive seal..... a small amount of internal leakage.
 (a) Prevents (b) permits (c) both a&b (d) None
- 06.03seals are installed between parts which move relative to one another.
 (a) Positive (b) Non positive (c) Dynamic (d) Static
- 06.04 'O' ring is a pressure actuated seal as well as seal.
 (a) Compression (b) Tension (c) Non positive (d) None
- 06.05 Lip seals are.....seals & used principally to..... rotating shafts.
 (a) Positive, seal (b) Non positive, Cover (c) Static, seal (d) None
- 06.06 Cup seals areseals & used on cylinder piston.
 (a) Positive (b) Non positive (c) Static (d) None
- 06.07 The seal used in D.C. Valve is.....
 (a) Positive (b) Non positive (c) Dynamic (d) Static
- 06.08 Piston Rings are fabricated from.....or steel
 (a) Pig iron (b) Wrought iron (c) Cast Iron (d) None
- 06.09 Dia of seal on piston & rod in tamping unit UP/DN cylinder is.....
 (a) 100/50 (b) 100/45 (c) 125/50 (d) 80/40
- 06.10 Track lifting cylinder seal dia on piston & rod.....
 (a) 100/50 (b) 100/45 (c) 125/50 (d) 50/36
- 06.11 Dia of seal on piston & rod of lining cylinder is.....
 (a) 100/45 (b) 100/50 (c) 80/30 (d) 125/50
- 06.12 The temperature limit for a seal.....
 (a) -40⁰F to 200⁰F (b) 0⁰ to 200⁰F (c) 20⁰F to 200⁰F (d) None

Answer Sheet

Q. No.	Ans.	Q. No.	Ans.	Q. No.	Ans.	Q. No.	Ans.
06.01	a	06.04	a	06.07	b	06.10	c
06.02	b	06.05	a	06.08	c	06.11	a
06.03	c	06.06	a	06.09	d	06.12	a

Hydraulic Pumps

- 07.01 A hydraulic pump converts.....energy into.....energy.
(a) Mechanical, Hydraulic (b) Hydraulic, Mechanical
(c) Hydraulic, Electromechanical (d) None
- 07.02 A hydraulic pumps are either fixed displacement or.....displacement.
(a) Constant (b) Variable (c) Non positive (d) None
- 07.03 The vanes of a pump that are not spring loaded are held in contact with the cam ring by both the combination of.....force and.....pressure.
(a) Centrifugal & Oil (b) Centripetal & oil (c) Reciprocating & Oil (d) None
- 07.04 In most of the hydraulic system.....displacement pumps are used.
(a) Positive (b) Non positive (c) both a&b (d) none
- 07.05 The capacity of a pump can be specified by which of the following.
(a) Gallons per minutes (b) Cubic centimeter per revolution
(c) Litre per minute (d) All of the above.
- 07.06 The vane tips of a vane pump are usually constructed with a groove to permit.....
(a) Longer vane life (b) Better lubrication
(c) Free movement of vanes (d) All of the above.
- 07.07 The fluid flow in a fixed displacement vane pump is changed by changing the.....
(a) Shifting the cam ring (b) Off centre rotor (c) rpm of prime mover (d) None
- 07.08 The fluid flow in a variable displacement vane pump is changed by-.....
(a) Changing the discharge port (b) Shifting the cam ring
(c) Shifting the housing (d) Changing the inlet port
- 07.09 Internal gear pumps are used due to following characteristics.
(a) Low pressure (b) Slow speeds (c) Small capacities (d) All of the above.
- 07.10 The pumps in a hydraulic system, creates-.
(a) Fluid pressure (b) Fluid flow (c) Flow resistance (d) All of the above
- 07.11 A vane pump in which the rotor is placed off centre is said to be -.
(a) Unbalanced (b) Balanced (c) Fixed (d) None
- 07.12 The delivery or flow rating of a pump is referred to its -.
(a) Pressure (b) Efficiency (c) Capacity (d) None
- 07.13 The service life of a pump is specified in terms of operating-.
(a) Flow rate (b) Speed (c) Hours (d) Fluid pressure
- 07.14 In internal gear pump, both gears rotate in.....direction-.
(a) Same (b) Opposite (c) One Gear is stationary (d) None
- 07.15 In external gear pump, both gears rotate in.....direction-.
(a) Same (b) Opposite (c) One Gear is stationary (d) None

- 07.16 Pressure is reduced at pump inlet due to-
 (a) Less oil in tank (b) Pump speed is less (c) Partial vacuum (d) None
- 07.17 Pump caters oil for Tamping Unit lifting-lowering in 09-CSM-
 (a) 90 LPM (b) 38 & 17 GPM (c) 25 & 25 GPM (d) 38 & 22 GPM
- 07.18 38 & 17 GPM pump is mounted ongear box in 09-CSM. -.
 (a) Z.F. (b) Funk (c) Reduction (d) Distributor
- 07.19 caters flow for work drive motor in 09-CSM, 09-3X.-.
 (a) Variable axial piston pump (b) Vane pump (c) Gear Pump (d) Radial piston pump
- 07.20 Swash plate in axial piston pump tilted by -.
 (a) Manually Control (b) Pilot pressure control (c) Electronic control (d) All of the these
- 07.21 Charge pump pressure is set at-
 (a) 30 bar (b) 110 bar (c) 210 bar (d) 380 bar
- 07.22 Variable pump contains cross relief valves because it ispump-
 (a) LHS Pump (b) Reversible (c) RHS Pump (d) None
- 07.23 More the angle of tilting of swash plateflow we get-
 (a) Less (b) More
 (c) Does not depend on angle of swash plate (d) none
- 07.24 Flushing valve is provided in work drive/travel drive closed loop circuit forof oil.
 (a) Cooling (b) Heating (c) Does not effect (d) None
- 07.25 Pump does not give flow due to.....-.
 (a) Direction of rotation is wrong (b) Pump shaft broken (c) Both a & b (d) None
- 07.26 Pump's bearing failure is caused due to-
 (a) Inadequate lubrication (b) Contaminants in pump (c) Both a & b (d) None
- 07.27 Pump making abnormal sound due to-
 (a) More viscous oil (b) Air entrapped (c) Filter clogged (d) All of the above
- 07.28 Excess foaming can be created due to -.
 (a) Entrapping excess air (b) Pump's speed too less (c) Oil more viscous (d) None
- 07.29is a sort of vacuum created in the hydraulic oil -.
 (a) Aeration (b) Cavitation (c) Emulsification (d) None

Answer Sheet

Q. No.	Ans.	Q. No.	Ans.	Q. No.	Ans.	Q. No.	Ans.	Q. No.	Ans.
07.01	a	07.07	c	07.13	c	07.19	a	07.25	c
07.02	b	07.08	b	07.14	a	07.20	d	07.26	c
07.03	a	07.09	d	07.15	b	07.21	a	07.27	d
07.04	a	07.10	b	07.16	d	07.22	b	07.28	a
07.05	d	07.11	a	07.17	d	07.23	b	07.29	b
07.06	d	07.12	c	07.18	b	07.24	a		

Pressure Control Valves

- 08.01 Pressure control valves are used to control fluidand.....
(a) Flow & pressure (b) Force & pressure (c) Speed & Pressure (d) None
- 08.02 Relief valves normally remain in..... position
(a) Opened (b) closed (c) either 'a' or 'b' (d) None
- 08.03 The relief valve opens at it's.....pressure-
(a) Override (b) Cracking (c) Pilot Pressure (d) None
- 08.04 Functioning of a pressure control valve in a hydraulic system is to-
(a) Regulate flow rate (b) Regulate pressure (c) Limit pressure (d) All of these
- 08.05 Most unloading valves areoperated rather than pressure operated- .
(a) Pilot (b) Direct (c) Mechanical (d) None.
- 08.06 When a poppet relief valve is controlled from a remote point, the main valve is usually a
.....stage valve.
(a) One (b) Two (c) Three (d) None
- 08.07 The difference in area between the plunger & poppet seat is approximately.....in unloader
valve.
(a) 15% (b) 40% (c) 70% (d) None
- 08.08 Reasons of no pressure in the system-
(a) Orifice in main spool choked up (b) Vent open to tank
(c) Safety valve at zero setting (d) All of the above.
- 08.09 Safety valve is set.....than the setting of unloading valve..
(a) Less (b) Equal (c) More (d) None.
- 08.10is provided in accumulator charging circuit-
(a) Relief valve (b) Unloader valve (c) Pressure reducing valve (d) Sequence valve
- 08.11 When pressure drops to about.....% of the valve setting, the ball (poppet) & piston
reseat and the cycle is repeated -.
(a) 15% (b) 50% (c) 85% (d) None
- 08.12 Thehas closed permitting the accumulator to maintain pressure in the system
during unloading-.
(a) Check valve (b) Ball (c) Piston (d) None
- 08.13 Pressure reducing valves are used to reduce or limit the pressure in.....circuit of the
system.
(a) Primary (b) Secondary (c) Testing (d) None
- 08.14 Pressure reducing valves are provided for.....
(a) Squeezing circuit (b) Booster circuit (c) Brake circuit (d) All of these
- 08.15 Pressure reducing valves are normally remains inposition-
(a) Opened (b) Closed (c) Both (d) None

Answer Sheet

Q. No.	Ans.	Q. No.	Ans.	Q. No.	Ans.	Q. No.	Ans.
08.01	a	08.05	a	08.09	c	08.12	a
08.02	b	08.06	b	08.10	b	08.13	b
08.03	b	08.07	a	08.11	c	08.14	d
08.04	d	08.08	d	08.12	a	08.15	a

Directional control valves

- 09.01 Acan start, stop or change direction of fluid flow.
(a) Directional control valve (b) Pressure control valve
(c) Flow control valve (d) Pump
- 09.02 4/3 way valve have.....positions.
(a) 2 (b) 3 (c) 4 (d) 5
- 09.03 4/2 way valve have.....positions.
(a) 2 (b) 3 (c) 4 (d) 5
- 09.04 Spring centered valve have..... spring on each end.
(a) 1 (b) 2 (c) 3 (d) 4
- 09.05 Spring offset valve have.....spring on one end only- .
(a) 1 (b) 2 (c) 3 (d) 4
- 09.06 D.C. valves are operated by.
(a) Solenoid (b) Manually (c) Hydraulic power (d) All of the above
- 09.07 In lifting circuit of 09-CSM, the normal condition of 4/3 way valve is.....
(a) Floating condition (b) Closed position (c) Tandem Centre (d) None
- 09.08 D.C. valves have.....spool.
(a) Sliding (b) Rotary (c) Both a & b (d) None
- 09.09 In lining circuit on tamping machine... is used as bypass valve-
(a) Check valve (b) Spring off set valve (c) Spring centered valve (d) None.
- 09.10 A 4-way valve has.....primary working ports.-.
(a) 1 (b) 2 (c) 3 (d) 4
- 09.11 A four way spool valve which does not shift linearly is a -.
(a) Rotary valve (b) Reciprocating valve (c) Both (d) None
- 09.12 The pressure at which check valve will start to open is called its-.
(a) Override pressure (b) Cracking pressure (c) Setting pressure (d) None
- 09.13 A three position, 4-way valve is also called as a-.
(a) 4/3 valve (b) Check valve (c) 3/2 way valve (d) 2/2 way valve
- 09.14 Double Decker solenoid operated D.C. valves are referred as -.
(a) Direct Operated valve (b) Pilot operated valve
(c) Manually Operated valve (d) None
- 09.15allow hydraulic fluid to flow in one direction -.
(a) Check valve (b) 4/2way valve (c) 4/3way valve (d) None
- 09.16 Ball or poppet are held against the check valve seat by a..... -.
(a) Hydraulic force (b) Solenoid force (c) Spring (d) None
- 09.17is generally used as a bypass with filter -.
(a) Check valve (b) D.C. valve (c) Flow control valve (d) None

- 09.18is used as anti cavitation valve in vibration circuit of Tamping Unit. -.
 (a) Relief valve (b) 3/2 valve (c) Check valve (d) None
- 09.19is used to hold a load in mid position-
 (a) Pilot operated check valve (b) Simple check valve
 (c) Pressure control valve (d) Flow control valve
- 09.20 Reverse flow is possible through a check valve in.....
 (a) Pilot operated check valve (POC) (b) Pilot operated DC valve
 (c) Pressure control valve (d) None
- 09.21 The normal position of 4/3 way valve is generally....provided with pilot operated check valve.
 (a) Neutral position (b) Tandem Centre (c) Opened condition (d) Floating condition
- 09.22 POC valves are used in.....circuit-
 (a) Tool tilting (b) Tamping unit lateral sliding
 (c) Work drive of 08 DUO & UNO (d) Both a & b
- 09.23valve is used in hook lifting-lowering circuit is Unimat- .
 (a) Logic valve (b) POC valve (c) Pilot operated D.C. Valve (d) None
- 09.24 The normal position of 4/3 way valve used to control logic calve (Cartridge valve) is..
 (a) P → A, B (b) P → T (c) A, B → T (d) Closed position
- 09.25 There arepoppet valves are provided in logic valve manifold.
 (a) 1 (b) 2 (c) 3 (d) 4
- 09.26 Spool is stuck up in D.C. valve due to-
 (a) Coil ineffective (b) Body parts defective (c) Spool stressed (d) All of these
- 09.27 Spool is not shifting due to-
 (a) No electric supply (b) Coil burnt (c) Both 'a' & 'b' (d) None
- 09.28 Valve overheating takes place due to-
 (a) System pressure too high (b) Wrong oil grade
 (c) Faulty electric circuit (d) All of the above

Answer Sheet

Q. No.	Ans.	Q. No.	Ans.	Q. No.	Ans.	Q. No.	Ans.
09.01	a	09.08	c	09.15	a	09.22	d
09.02	b	09.09	b	09.16	c	09.23	a
09.03	a	09.10	d	09.17	a	09.24	a
09.04	a	09.11	a	09.18	c	09.25	d
09.05	a	09.12	b	09.19	a	09.26	d
09.06	d	09.13	a	09.20	a	09.27	c
09.07	c	09.14	b	09.21	d	09.28	d

Proportional Valve & Servo Valve

- 10.01control & vary pressure, flow direction, acceleration & deceleration-
(a) Proportional valve (b) Relief valve (c) D.C. Valve (d) Flow control valve
- 10.02 In proportional valve output flow is.....to input signal.
(a) Proportional (b) Inversely Proportional (c) Double (d) Quadruple
- 10.03 Current range for proportional valve is-
(a) 0-15mA (b) 250-750mA (c) 150-250mA (d) 750-1200mA
- 10.04 In 09-CSM, the current for tamping unit lowering & lifting respectively is-
(a) 0 & 250mA (b) 650mA & 600mA (c) 250mA & 750mA (d) None
- 10.05 To get a.....movement, ramp function is made which means gradually increasing or decreasing signal.
(a) Sudden & jerk (b) Smooth & shock free (c) Fast (d) Slow
- 10.06is used to operate tamping unit UP/DN cylinder and satellite drive motor-
(a) D. C. Valve (b) Servo Valve (c) Proportional Valve (d) Flow valve control
- 10.07is used to pass neat & Clean oil to pilot stage of proportional valve-
(a) Suction filter (b) Return Filter (c) Servo filter (d) Proportional Filter
- 10.08 Proportional valve does not function due to.....
(a) Proportional solenoid defective (b) Electric circuit faulty
(c) Proportional filter clogged (d) All of the above.
- 10.09 In a.....small input signal causes a large output of hydraulic power.
(a) Servo valve (b) D.C. valve (c) Relief Valve (d) None
- 10.10 A low power control signal can produce output of several hundred horse power in a-
(a) Relief valve (b) D.C. Valve (c) Servo valve (d) Proportional valve
- 10.11 Maximum current is fed in servo valve-
(a) 15mA (b) 250mA (c) 650mA (d) 750mA
- 10.12 Servo valves are used for.....-
(a) Tamping unit lifting lowering (b) Track lifting-lining (c) Rail clamp (d) Work drive
- 10.13.....filters are used for all the three servo valves used in track lifting-lining in tamping machines-
(a) Servo (b) Proportional (c) Return line (d) Suction line
- 10.14 Button type filters are also provided to cater neat & clean oil.....the servo valve-
(a) Inside (b) Out side (c) No filter (d) None
- 10.15 Oil cleanliness class NAS.....should be maintained for servo valve.
(a) 1 (b) 5 (c) 8 (d) None
- 10.16 Before the fitment of..... flushing must be done.
(a) Servo filter (b) Proportional filter (c) Return filter (d) None
- 10.17 Pressure difference is caused due toin nozzle in servo valve-

(a) Area difference (b) Equal area (c) Current difference (d) None

Answer Sheet

Q. No.	Ans.	Q. No.	Ans.	Q. No.	Ans.
10.01	a	10.07	d	10.13	a
10.02	a	10.08	d	10.14	a
10.03	b	10.09	a	10.15	b
10.04	c	10.10	c	10.16	a
10.05	b	10.11	a	10.17	a
10.06	c	10.12	b		

Flow Control Valve

- 11.01 Flow control valves are used to control the..... of actuator.
 (a) Pressure (b) Direction (c) Speed (d) None
- 11.02 A flow control valve regulates fluid flow by -
 (a) Meter-in (b) Meter-out (c) Bleed off (d) All of the above
- 11.03 Fluid flow is regulated on the outlet side of the actuator by.....-
 (a) Meter in (b) Meter-out (c) Bleed off (d) None
- 11.04 Fluid flow is regulated on the inlet side of the actuator by.....-
 (a) Meter in (b) Meter-out (c) Bleed off (d) None
- 11.05is used where only a portion of the main flow is required to control the actuator- .
 (a) Meter in (b) Meter-out (c) Bleed off (d) None
- 11.06 Flow control valves controls the flow by.....-
 (a) Fixed orifice (b) Variable orifice (c) Both 'a' & 'b' (d) None
- 11.07 As the area of an orifice increases, the pressure drop
 (a) Increases (b) Decreases (c) No effect (d) None
- 11.08 Fluid velocity decreases when area of an orifice.....
 (a) Increases (b) Decreases (c) No effect (d) None
- 11.09 One way flow control valve has afor return flow of an actuator-
 (a) Check valve (b) Fixed orifice (c) Variable orifice (d) None
- 11.10 In Duomatic.....flow control valve is used in squeezing circuit-
 (a) One way (b) two Way . (c) Fixed (d) None
- 11.11flow control valve is provided in work drive circuit of 08-Duomatic & Unimat-3S-
 (a) One way (b) two Way . (c) Fixed (d) None

Answer Sheet

Q. No.	Ans.	Q. No.	Ans.	Q. No.	Ans.
11.01	c	11.05	c	11.09	a
11.02	d	11.06	c	11.10	a
11.03	a	11.07	b	11.11	a
11.04	b	11.08	a		

Accumulator

- 12.01 Anstores hydraulic fluid to maintain pressure in the circuit.
 (a) Accumulator (b) Pump (c) Relief valve (d) None
- 12.02 When charging a bladder accumulator charge theside first.
 (a) Oil (b) Gas (c) both a&b (d) None
- 12.03 The type of gas charged accumulator used in tamping machine-
 (a) Bladder (b) Diaphragm (c) Both a&b (d) None
- 12.04 Function of an accumulator in a hydraulic circuit is-
 (a) To compensate leakage loss (b) Absorb hydraulic shocks
 (c) Supply fluid on demand (d) All of the above
- 12.05 Diaphragm accumulator is used in.....
 (a) Small squeezing circuit (b) Big squeezing circuit (c) Rail clamp circuit (d) None
- 12.06 Gas charged accumulators depend on the compression of a for their fluid capacity & pressure level.
 (a) Oil (b) Gas (c) Both (d) None
- 12.07 An accumulator should be pre-charged while..... of hydraulic oil
 (a) Empty (b) Full (c) Both (d) Same as pressure
- 12.08 The gas pressure in accumulator isof maximum working pressure-
 (a) 1/2 (b) 1/4 (c) 2/3 (d) Same as pressure
- 12.09 In 09-CSM, the N₂ Pressure & Oil capacity of accumulator provided for system circuit-
 (a) 20bar, 1.6ltrs. (b) 100bar, 25ltrs. (c) 85bar, 32ltrs. (d) None
- 12.10may be installed in a system to absorb shock or pressure surges due to the sudden stopping or reversing of oil flow-
 (a) Accumulator (b) Relief valve (c) Pump (d) None

Answer Sheet

Q. No.	Ans.	Q. No.	Ans.	Q. No.	Ans.
12.01	a	12.05	a	12.09	c
12.02	b	12.06	b	12.10	a
12.03	c	12.07	a		
12.04	d	12.08	c		

Cylinder

- 13.01 The actuating device used to convert fluid pressure into straight line mechanical force is-
(a) Cylinder (b) Motor (c) Pump (d) None
- 13.02 A cylinder in which power strokes is in only one direction is -
(a) Single acting cylinder (b) Double acting cylinder
(c) Double rod cylinder (d) None
- 13.03is operated by hydraulic fluid in both directions.
(a) Single acting cylinder (b) Double acting cylinder
(c) both a& b (d) None
- 13.04 Double rod cylinder has.....piston &.....rods-
(a) 2, 3 (b) 1, 1 (c) 1, 2 (d) 2, 2
- 13.05 Double rod cylinder is also known as
(a) Differential (b) non-differential (c) Both a &b (d) None
- 13.06 Cushioning is provided in cylinder to.....it near the end of the stroke & prevent the piston from hammering.
(a) slow (b) fast (c) both a& b (d) none
- 13.07is used for lifting of trolley table in motorized trolley of T-28.
(a) Double acting cylinder (b) Double rod cylinder
(c) Ram type cylinder (d) Telescopic cylinder
- 13.08 Ram type cylinder used in elevators, jacks & automobile hoists is a.....
(a) Single Acting cylinder (b) Double acting cylinder (c) Double rod cylinder (d) None
- 13.09 Ram type cylinder retracts by the force ofon the load.
(a) Hydraulic (b) Gravity (c) Pneumatic (d) None
- 13.10 Track lifting cylinder in tamping machine is a-
(a) Single acting cylinder. (b) Double acting cylinder.
(c) Double rod cylinder. (d) None
- 13.11is used in lining device in BCMs.-
(a) Single acting cylinder. (b) Double rod cylinder. (c) Ram type cylinder. (d) None
- 13.12 Cylinder mountings are-
(a) Trunnion mount (b) Clevis mount (c) Square flange mount. (d) all of the above
- 13.13 In Tamping Unit lifting lowering cylinder.....mounting is used.
(a) Trunnion. (b) Clevis (c) Square flange (d) None
- 13.14 In track lifting cylinder.....mounting is used-
(a) Trunnion. (b) Clevis. (c) Square flange. (d) None
- 13.15 The formula, $\frac{\text{GPM} \times 231}{\text{Effective piston area in inch}^2}$ is applied to get cylinder's-
(a) Speed. (b) Flow (c) Both. (d) None

Answer Sheet

Q. No.	Ans.	Q. No.	Ans.	Q. No.	Ans.	Q. No.	Ans.
13.01	a	13.05	b	13.09	b	13.13	a
13.02	a	13.06	a	13.10	a	13.14	b
13.03	b	13.07	d	13.11	b	13.15	c
13.04	c	13.08	a	13.12	d		

Hydraulic Motor

- 14.01 The torque of a hydraulic motor is a result of the fluid-
(a) Pressure (b) Flow (c) Speed (d) None
- 14.02 Hydraulic motors convert the..... energy into.....energy.
(a) Mechanical, Hydraulic (b) Hydraulic, Mechanical
(c) Hydraulic, Pneumatic (d) None
- 14.03 The kinetic energy of the fluid is converted into the.....of a rotating shaft in a hydraulic motor.
(a) Potential energy (b) Kinetic energy (c) Torque output (d) None
- 14.04 The pressure of the fluid admitted to the motor determines it's.....
(a) Kinetic energy (b) Force or torque (c) Potential energy (d) None
- 14.05 Theof a motor is the rotational force that it exerts on an object, causing the object to rotate.
(a) Speed (b) Flow (c) Torque (d) None
- 14.06 Fluid pressure acting on the gear teeth causes..... in gear motor.
(a) linear movement (b) rotary movement (c) both a& b (d) None
- 14.07 A vane motor having two motor chambers is-
(a) Balanced (b) Unbalanced (c) Variable (d) None
- 14.08 Hydraulic motor need a starting torque.....enough to start rotation while fully loaded-
(a) Small (b) Large (c) Equal (d) None
- 14.09 Fluid pressure acting on the exposed surfaces of rectangular vanes causes..... in vane motor.
(a) linear movement (b) rotary movement (c) both a& b (d) None
- 14.10torque is the turning force, the motor exerts from a dead stop-
(a) Starting. (b) Running (c) Stalling. (d) None
- 14.11torque is exerted when the motor is running & changes whenever there is a change in fluid pressure.
(a) Starting (b) Running (c) Stalling (d) None
- 14.12torque is the force necessary to stop the motor-
(a) Starting (b) Running (c) Stalling (d) None
- 14.13 Hydraulic motor isactuator-
(a) Linear. (b) Rotary (c) Both (a) & (b). (d) None
- 14.14 Hydraulic motor are rated according to displacement (size), torque capacity and maximumlimitations-
(a) Flow (b) Pressure (c) Speed (d) None
- 14.15is the amount of fluid which the motor will accept in turning one revolution-
(a) Displacement (b) Pressure (c) Torque (d) None
- 14.16 Increase the pressure setting, the effect on torque available on motor shaft.....

- (a) No effect (b) Decreases (c) Increases (d) None
- 14.17 Increase GPM, the effective torque available on motor shaft.....
 (a) No effect (b) Increases (c) Decreases (d) None
- 14.18 High pressure at the inlet & low pressure at the outlet result in.....side loading on the shaft & gears in gear motor-
 (a) High (b) Low (c) Equal (d) None
- 14.19 Hydraulic motor may be.....-
 (a) Unidirectional (b) Bidirectional (c) Variable (d) All of the above
- 14.20motor is used for vibration in tamping unit-
 (a) Unidirectional (b) Bidirectional (c) Variable (d) None
- 14.21motor is used on work drive motor in 09-CSM & DUO...-
 (a) Unidirectional (b) Bidirectional (c) Variable (d) None
- 14.22 The.....connects to two opposing pressure passages to balance side loads on the rotor in balanced vane motor.
 (a) inlet (b) outlet (c) Both 'a' & 'b' (d) None
- 14.23generate torque through pressure on the ends of reciprocating pistons operating in a cylinder block-
 (a) Gear Motor (b) Vane Motor (c) Piston Motor (d) None
- 14.24 In axial piston motor the motor drive shaft andare centered on the same axis-
 (a) Cylinder block (b) D.C. Valve (c) cross relief valve (d) None
- 14.25 Pressure at the ends of the pistons in axial piston motor causes a reaction against a canted.....and drives the cylinder block & motor shaft-
 (a) D.C. Valve (b) Swash plate (c) Cross relief valve (d) None
- 14.26 Oil pressure exerts force on pistons, forcing them out of the cylinder block-
 (a) Inlet (b) Outlet (c) Both 'a' & 'b' (d) None
- 14.27.....the swash plate angle increases the torque capability but reduces the drive shaft speed.
 (a) Increasing (b) Decreasing (c) No angle (d) None
- 14.28 Variable displacement axial piston motor is provided in driving circuit of-
 (a) RM-80 (b) FRM-80 (c) Kershaw BRM (d) All of the above
- 14.29 In..... motor the cylinder block & drive shaft are not in true alignment to each other-
 (a) Axial piston (b) Bent axis piston (c) Vane (d) None
- 14.30 Universal link maintains alignment so shaft andalways turn together in bent axis piston motor.-
 (a) Pistons (b) Drive shaft flange (c) Cylinder block (d) None
- 14.31 is used for vibration in screen in RM-80-
 (a) Axial piston motor (b) Vane motor (c) Gear Motor (d) Bent axis motor
- 14.32 Less input pressure in motor results in.....vibration pressure in Tamping Unit-
 (a) Less (b) High (c) Moderate (d) None

Answer Sheet

Q. No.	Ans.	Q. No.	Ans.	Q. No.	Ans.	Q. No.	Ans.
14.01	a	14.09	b	14.17	a	14.25	b
14.02	b	14.10	a	14.18	a	14.26	a
14.03	b	14.11	b	14.19	d	14.27	a
14.04	b	14.12	c	14.20	a	14.28	d
14.05	c	14.13	b	14.21	b	14.29	b
14.06	b	14.14	b	14.22	a	14.30	c
14.07	a	14.15	a	14.23	c	14.31	d
14.08	b	14.16	c	14.24	a	14.32	a

Heat exchanger

- 15.01may either heat or cool the hydraulic, fluid-
 (a) Cooler (b) Heater (c) Heat Exchanger (d) None
- 15.02 is called as.....-
 (a) Heater (b) Water cooler (c) Air cooler (d) All of above
- 15.03 In Track Machines..... is used to cool the hydraulic oil-
 (a) Air cooler (b) Water cooler (c) Heater (d) None
- 15.04 The.....is pumped through tubes that bounded to fins for cooling hydraulic oil
 (a) Air (b) Fluid (c) Either 'a' or 'b' (d) None
- 15.05 The.....cooler has a blower to increase the heat transfer-
 (a) Water (b) Air (c) Either 'a' or 'b' (d) None
- 15.06 Cooler is generally provided withas a by pass valve-
 (a) Relief valve (b) 4/2 way valve (c) Check valve (d) None
- 15.07 Cooler fins should be cleaned by-
 (a) Compressed Air (b) Diesel oil (c) K. oil (d) None
- 15.08 These are..... ..Hyd. oil coolers provided in 09-CSM, 08-275-3S, 08 DUO-
 (a) 2 (b) 3 (c) 4 (d) none
- 15.09 Friction causes energy losses when the hydraulic fluid flows through the lines & components. This causes the hydraulic fluid to..... -
 (a) Cool (b) Heat up (c) No effect (d) None

Answer Sheet

Q. No.	Ans.	Q. No.	Ans.	Q. No.	Ans.
15.01	c	15.04	b	15.07	a
15.02	d	15.05	b	15.08	a
15.03	a	15.06	c	15.09	b

Hydraulic circuits

- 16.01 When hydraulic lines are tapped from main pressure line in parallel, they are called parallel circuit as well as circuit
(a) Constant pressure (b) Series (c) Open loop (d) None
- 16.02 Pump's volume is distributed for Tamping Unit UP/DN, lifting-lining of track on 09-CSM & 09-3X. They are provided in circuit -
(a) Series (b) Parallel (c) Either 'a' & 'b' (d) None
- 16.03 Satellite lateral sliding, rail clamp, axle support/wheel support circuits in 09-CSM & 09-3X, is part ofcircuit-
(a) Constant pressure (b) Closed loop (c) Series (d) None
- 16.04 On 08-DUO the circuits such as tamping unit UP/DN lifting lining, work drive, rail clamp, tamping unit lateral displacement, axle/wheel support are called.....circuit.-
(a) Constant pressure (b) Parallel (c) Both 'a' & 'b' (d) series
- 16.05 On Unimat,.....circuit consisting of Tamping Unit UP/DN, lifting-lining, work drive, rail clamp, Tamping Unit lateral displacement, Hook lifting-lowering-
(a) Series (b) Parallel (c) Constant Pressure (d) Both b & c
- 16.06 The screen drive, chain guide UP/DN circuit is a part of.....circuit in BCM.-
(a) Closed loop (b) Constant Pressure (c) both 'a' & 'b' (d) None
- 16.07 In.....circuit, exhaust oil from the motor is returned directly to the pump inlet-
(a) Open loop (b) Closed loop (c) both 'a' & 'b' (d) None
- 16.08 In.....circuit, the pump's output is directed to an actuator & return oil from the actuator back into the tank-
(a) Open loop (b) Closed loop (c) Either 'a' & 'b' (d) None
- 16.09 On 09-CSM & 09-3X, the work drive circuit is an-example of.....circuit.-
(a) Open loop (b) Closed loop (c) both 'a' & 'b' (d) None
- 16.10 Variable displacement pump and.....displacement motor is used in work drive circuit of 09-CSM & 09-3X.-
(a) Variable (b) Fixed (c) both 'a' & 'b' (d) None
- 16.11 On 09-CSM & 09-3X the variable pump delivery is controlled.....in work drive circuit-
(a) Electronically (b) Manually (c) By pilot pressure (d) None
- 16.12 Cross relief valves are used in.....circuit.-
(a) Squeezing (b) Work drive (c) Lining (d) None
- 16.13 The driving circuit in BCM, SBCM & BRM iscircuit-
(a) Open loop (b) Closed loop (c) both 'a' & 'b' (d) None
- 16.14 On new BCM & SBCM, the variable pump' output (driving pump) is controlled by-
(a) lever (Manual power) (b) Pilot pressure (c) Electronic power (d) None
- 16.15 On Kershaw BRM, the variable pump' output (driving pump) is controlled by.....
(a) lever (Manual power) (b) Pilot pressure (c) Electronic power (d) None
- 16.16 Maximum torque valve is switched-on in Kershaw BRM in driving circuit toTorque during working drive.

(a) Increase (b) Decrease (c) both 'a' & 'b' (d) None

16.17 oil from the cylinder rod end is directed into the cap end to increase speed circuit called -.

(a) Open loop (b) Closed loop (c) Regenerative (d) None

16.18 Squeezing circuit in tamping machine iscircuit-.

(a) Regenerating (b) Open loop (c) Closed loop (d) None

Answer Sheet

Q. No.	Ans.	Q. No.	Ans.	Q. No.	Ans.	Q. No.	Ans.	Q. No.	Ans.
16.01	a	16.05	d	16.09	b	16.13	b	16.17	c
16.02	b	16.06	b	16.10	b	16.14	c	16.18	a
16.03	a	16.07	b	16.11	a	16.15	a		
16.04	c	16.08	a	16.12	b	16.16	a		

Pneumatics

symbols & Application of air

- 17.01 The fluid in a fluid power system can be
(a) Gas & liquid (b) Liquid only (c) Gas only (d) None
- 17.02 A system that uses a gas/air for transmitting force is called a.....system-
(a) Hydraulic (b) Pneumatic (c) None (d) Both 'a' & 'b'
- 17.03 Work is performed by.....under pressure in the pneumatic system-
(a) Hydraulic fluid (b) Compressed air (c) Mechanical Power (d) None
- 17.04 The word.....is derived from the Greek word for unseen gas-
(a) Pneumatic (b) Hydraulic (c) both 'a' & 'b' (d) None
- 17.05 The pneumatic energy is produced by the.....
(a) Hydraulic pump (b) Compressor (c) Both 'a' & 'b' (d) None
- 17.06 The property of a.....that allows it to be stored in small spaces is its compressibility.-
(a) Gas (b) Oil (c) both 'a' or 'b' (d) None
- 17.07 The pressure of a confined gas acting on the container wall isin all directions-
(a) Different (b) Equal (c) Both 'a' & 'b' (d) none
- 17.08 Air is readily.....& can be stored in large quantities in relatively small containers-
(a) Compressible. (b) Incompressible (c) both 'a' or 'b' (d) None
- 17.09 The air is compressed, its.....increases
(a) Pressure (b) Temperature (c) Both 'a' & 'b' (d) None
- 17.10 states that at constant temp. the absolute pressure of a confined quantity of gas varies inversely as its volume.
(a) Gas law (b) Charle's law (c) Boyle's law (d) None
- 17.11 $P_1V_1 = P_2V_2$ shows that even though the pressure and volume of a gas change, their total product is always..... -
(a) Equal or same (b) Different (c) Higher (d) None
- 17.12law states that if the pressure of a confined quantity of gas remains the same, the change in volume of the gas varies with the change in temperature of the gas"
(a) Boyle's (b) Charles's (c) Gas (d) None
- 17.13 In a compressed air system, the total energy (Kinetic and potential) always remains -
(a) Different (b) Constant (c) both 'a' & 'b' (d) None
- 17.14 The amount of work done by a cylinder having a 50cm^2 piston area & a 30cm stroke when operated at pressure 4kg/cm^2 equals..... -
(a) 6000Kg m (b) 6000kg cm (c) 1500 Kg cm (d) 120 Kg cm
- 17.15 The amount of force required to move an object is determined by the object's..... -
(a) Friction (b) Weight (c) Inertia (d) None

- 17.16 Which of the following factors determines the amount of work done by a pneumatic cylinder?
 (a) Cylinder stroke (b) Air pressure (c) Cylinder bore (d) All of the above
- 17.17 What happens when heat is applied to gas contained in a cylinder? -
 (a) Pressure increase (b) Volume increase (c) both 'a' & 'b' (d) None
- 17.18 The ideal air flow in a pneumatic system is called -
 (a) Laminar flow (b) Turbulent flow (c) both 'a' & 'b' (d) None
- 17.19Symbol shows the compressor -
 (a) Circle (b) Square (c) both 'a' & 'b' (d) None
- 17.20 Following componentconsist a square symbol -
 (a) Water separator (b) Air dryer (c) Air-oiler (d) All of the above
- 17.21 Pneumatic power is used in.....-
 (a) Chord tension (b) Application of datum
 (c) Application of brakes (d) All of the above
- 17.22 Satellite pinion is engaged with gear by.....power in 09-CSM & 09-3x -
 (a) Hydraulic (b) Pneumatic (c) both 'a' & 'b' (d) None
- 17.23 Engine rpm is raised bypower -
 (a) Pneumatic (b) Hydraulic (c) both 'a' & 'b' (d) None
- 17.24 Tamping unit & lifting unit is locked/unlocked by.....power -
 (a) Hydraulic (b) Pneumatic (c) both 'a' or 'b' (d) Mechanical
- 17.25 Bogies (FB, LB, MB, RB) are locked/unlocked & lifted/lowered by.....-
 (a) Pneumatic (b) Hydraulic (c) Mechanical (d) Electrical
- 17.26 Dog clutch is engaged by pneumatic power in 09-CSM, 09-3X, Unimat during.....-
 (a) Travel drive (b) Work Drive (c) both 'a' & 'b' (d) None
- 17.27 The greasing in corner rollers on BCM is done by.....operated pump
 (a) Electrical (b) Hydraulic (c) Pneumatic (d) None
- 17.28 Pneumatic power is used for application of.....-
 (a) Horn (b) Clapper cylinder (c) both 'a' & 'b' (d) None

Answer Sheet

Q. No.	Ans.	Q. No.	Ans.	Q. No.	Ans.
17.01	a	17.11	a	17.21	d
17.02	b	17.12	b	17.22	b
17.03	b	17.13	b	17.23	a
17.04	a	17.14	b	17.24	b
17.05	b	17.15	c	17.25	a
17.06	a	17.16	d	17.26	b
17.07	b	17.17	a	17.27	c
17.08	a	17.18	a	17.28	c
17.09	c	17.19	a		
17.10	c	17.20	d		

Pneumatic components

- 18.01 When air is compressed in a compressor then ---- will be increased.
(a) pressure (b) Temperature (c) volume (d) Both 'a' or 'b'
- 18.02 The cooling of compressor is done by the use of-
(a) Air (b) Water (c) Both 'a' or 'b' (d) None
- 18.03 A compressor that draws in air at atmospheric pressure & compresses it to its final pressure in one stroke, is called acompressor-
(a) Single stage (b) Multistage (c) Both 'a' or 'b' (d) None
- 18.04compressors are more economical for pressure higher than 100psi.
(a) Single stage (b) Multi stage (c) both 'a' & 'b' (d) None
- 18.05 The prime mover for the compressor is.....in track machine-
(a) Hydraulic pump (b) Electrical motor (c) Engine (d) None
- 18.06.....compressor are used for pneumatic power system in track machine.-
(a) Reciprocating (b) Rotary (c) Both 'a' & 'b' (d) None
- 18.07 Air cooled compressors are usually constructed with..... for cooling
(a)water jacket (b) cooling fins (c) Both 'a' & 'b' (d) None
- 18.08 Lubrication of a compressor in track machines is done by -
(a) Splash lubrication (b) Pressurized lubrication(c) Both 'a' & 'b' (d) None
- 18.09is used to cool down the compressed air-
(a) Safety valve (b) Air dryer (c) Cooling coil (d) None
- 18.10 Cooling coil is a helical.....tube
(a) Copper (b) Aluminium (c) Brass (d) None
- 18.11 Excess air is released to atmosphere when air pressure is exceeded the setting value of -
(a) Pressure reducing valve (b) Safety valve (c) Brake valve (d) None
- 18.12 Air pressure is setbar at safety valve-
(a) 3.8 (b) 7-8 (c) 2.5 (d) 5.5
- 18.13 The accumulation of condensate (water) depends largely on the..... -
(a) Absolute humidity (b) Relative air humidity (c) Both 'a' & 'b' (d) None
- 18.14 The is dependent on the air temperature and the weather condition-
(a) Absolute Humidity (b) Relative air humidity(c) Both 'a' & 'b' (d) None
- 18.15 The..... is the mass of water vapour, actually contained in 1m^3 of air-
(a) Absolute humidity (b) Relative air humidity(c) Both 'a' & 'b' (d) None
- 18.16 The.....is the mass of water vapour, which 1m^3 of air can absorb at the respective temperature-
(a) Relative humidity (b) Absolute humidity (c) Saturation quantity (d) None

- 18.17 The dew point temperature is the temperature at which relative humidity is-
 (a) 0% (b) 50% (c) 100% (d) 200%
- 18.18 The service life of pneumatic system is considerably.....if excessive moisture is carried through the air system to the components-
 (a) Increased (b) Reduced (c) No effect (d) None
- 18.19dehumidifies the air by means of a granulate material (gel)
 (a) water separator (b) air dryer (c) air oiler (d) None
- 18.20 The drying agent in air dryer is a granular material (gel) consisting almost entirely of-
 (a) Silicon dioxide (b) Clay (c) Calcium oxide (d) None
- 18.21 Moisture and iron form rust because of areaction-
 (a) Chemical (b) Physical (c) No reaction (d) None
- 18.22 The most common method used to remove.....from compressed air is by condensation-
 (a) Contaminants (b) Water vapour (c) Solid substance (d) None
- 18.23 Condensed moisture is usually removed from the system by a.....-
 (a) Air unloader (b) Water separator (c) Air oiler (d) None
- 18.24 As air pressure increases, the amount of moisture it can hold.....if temperature remains constant -
 (a) Increases (b) Decreases (c) No effect (d) None
- 18.25 Most pneumatic components such as valves, cylinders require.....air to reduce wear & corrosion-
 (a) Dry (b) Lubricated (c) Both 'a' & 'b' (d) None
- 18.26 The dry air is lubricated through.....-
 (a) Air oiler (b) Air dryer (c) Water separator (d) None
- 18.27 The..... used to lubricate pneumatic equipments must be free of contaminants i.e. dirt & moisture.-
 (a) Air (b) Oil (c) Both 'a' & 'b' (d) None
- 18.28Valves in a pneumatic system direct the air flow to start, stop or reverse the direction of motion of pneumatic cylinders & other equipment -
 (a) Direction control (b) Pressure control (c) Flow control (d) None
- 18.29 D. C. valves can be operated manually or automatically by-
 (a) Mechanically (b) Electrical signals (c) Compressed air (d) All of the above
- 18.30 D.C. valves have.....connecting ports in pneumatic system-
 (a) 2 Way (b) 3Way (c)4 Way (d)5 way (e) All of the above
- 18.31 D.C. valves have.....type of control element -
 (a) Poppet (b) Spool (c) Rotary (d) all of the above
- 18.32 Ball or poppet in Check valves is used to ensure air flow in.....direction -
 (a) One (b) Both (c) Both 'a' & 'b' (d) None
- 18.33 A..... is used where cylinder makes short, quick strokes & has to be returned quickly-
 (a) Safety valve (b) Check valve (c) Quick release valve (d) None

- 18.34 Pneumatic.....convert the pressure & movement of compressed air into straight line mech. Force & motion-
 (a) Cylinders (b) Motors (c) D.C. Valve (d) None
- 18.35 The pneumatic cylinders used in track machines are mostly-
 (a) Single acting (b) Double Acting (c) Both 'a' & 'b' (d) None
- 18.36 Thecylinder has a power stroke in one direction only-
 (a) Single acting (b) Double Acting (c) Double rod (d) None
- 18.37 Small air vent, provided in.....acting cylinder, prevent the piston seals & packings from drying out and also prevents an air lock from occurring-
 (a) Single acting (b) Double Acting (c) Double rod (d) None
- 18.38 The brake cylinder in track machine is..... cylinder with spring-
 (a) Single acting (b) Double Acting (c) Double rod (d) None
- 18.39 The spring is only strong enough to overcome internal friction and exhaust the air from the.....cylinder.-
 (a) Single acting with spring (b) Double Acting (c) Double rod (d) None
- 18.40 The speed of the cylinder is determined by the.....in pressure system-
 (a) Air pressure (b) Air flow (c) Air temperature (d) None
- 18.41 Air should flow through a pipe in aflow-
 (a) Laminar (b) Turbulent (c) Both 'a' & 'b' (d) None
- 18.42 The size of an air pipe should be selected so **only a** small.....drop occurs-
 (a) Pressure (b) Temperature (c) Velocity (d) None
- 18.43affect the pressure drop-
 (a) Volume of air (b) Air pressure (c) Length of pipe
 (d) No. of bends (e) All of the above.
- 18.44hoses are used in pneumatic system subjected to movement
 (a) Flexible (b) Rigid (c) Both 'a' & 'b' (d) No. of fitting
- 18.45 The..... used in pneumatic system are of 6.3 & 12.6 mm dia-
 (a) Hoses (b) Steel pipe (c) Both 'a' & 'b' (d) None
- 18.46 The pneumatic hoses are reinforced with-
 (a) Steel wire braids (b) Synthetic yarn (c) Spiral wire wrapped (d) None

Answer Sheet

Q. No.	Ans.	Q. No.	Ans.	Q. No.	Ans.	Q. No.	Ans
18.01	d	18.13	b	18.25	b	18.37	a
18.02	c	18.14	b	18.26	a	18.38	a
18.03	a	18.15	a	18.27	b	18.39	a
18.04	b	18.16	c	18.28	a	18.40	b
18.05	c	18.17	c	18.29	d	18.41	a
18.06	a	18.18	b	18.30	e	18.42	a
18.07	b	18.19	b	18.31	d	18.43	e
18.08	a	18.20	a	18.32	a	18.44	a
18.09	c	18.21	a	18.33	c	18.45	a
18.10	a	18.22	b	18.34	a	18.46	b
18.11	b	18.23	b	18.35	c		
18.12	b	18.24	b	18.36	a		

Pneumatic circuit

- 19.01 Compressed air is used insystem.
 (a) hydraulic (b) pneumatic (c) both a&b (d) None
- 19.02 Brake pressure (approx 4 bar) is set at.....-
 (a) Safety value (b) Pressure reducing value (c) Air compressor (d) None
- 19.03 Parking brake is applied by.....
 (a) Pneumatic power (b) Manually (c) Hydraulic power (d) None
- 19.04 Brake cylinders are operated by.....power in running mode in tamping machines -
 (a) Pneumatic (b) Hand wheel (c) Hydraulic (d) None
- 19.05valve is provided for quick return of brake cylinder.
 (a) Quick release (b) Safety valve (c) Pressure reducing valve (d) None
- 19.06 The pointer shows the brake pressure in dual pressure gauge-
 (a) Red (b) White (c) none (d) Both 'a' & 'b'
- 19.07 Brakes can be applied by.....-
 (a) Pneumatic power (b) Manually (c) Hydraulic power (d) All of the above
- 19.08 The gap between brake shoe and wheel tread shall be maintained.....
 (a) 10-12mm (b) 13mm (c) 3-5mm (d) None
- 19.09 Brake linings are permitted when their thickness of 35mm (new) has diminished to.....mm.
 (a) 10mm (b) 5mm (c) 2mm (d) None
- 19.10 Change worn brake shoe at any points for minimum thickness of.....
 (a) 5mm (b) 10mm (c) 13mm (d) None
- 19.11 Brake valve should be checked regularly for -
 (a) Leakages (b) Spring (c) Back pressure disc (d) All
- 19.12 The brake pressure is kept &.....bar on satellite axle in 09-CSM
 (a) 50, 80 (b) 2.5, 5.5 (c) 3.8, 7.0 (d) None
- 19.13 The circuits used in pneumatic working system are.....-
 (a) Series Circuit (b) Parallel circuit (c) Both 'a' & 'b' (d) None
- 19.14 The normal condition of D.C. Valve used to blow horn is-
 (a) opened (b) Closed (c) Both 'a' & 'b' (d) None
- 19.15 The valve is operated.....to blow pneumatic horn-
 (a) Manually (b) By solenoid (c) By hydraulic power (d) None

Answer Sheet

Q. No.	Ans.	Q. No.	Ans.	Q. No.	Ans.	Q.No.	Ans.
19.01	b	19.05	a	19.09	b	19.13	b
19.02	b	19.06	a	19.10	c	19.14	b
19.03	b	19.07	d	19.11	d	19.15	a
19.04	a	19.08	c	19.12	b		

Pneumatic Troubleshooting

- 20.01 The causes of insufficient air volume are-
(a) System leakage excessive (b) Compressor too small
(c) Both 'a' & 'b' (d) none of the above
- 20.02 Low air pressure is caused due to-
(a) System leakage excessive (b) Compressor discharge pressure is low
(c) Both 'a' & 'b' (d) None
- 20.03 Early failure of pneumatic components is due to-
(a) Less air pressure (b) Lack of lubrication (c) Excessive moisture (d) Both b & c
- 20.04 Intake air filter should be checked for blockage at-
(a) Daily (b) 50hrs (c) 100hrs (d) 200hrs
- 20.05 Check the oil level in the compressor at-.
(a) Daily (b) 50hrs (c) 100hrs (d) 200hrs
- 20.06 Check lubricating oil level in the air oiler at-
(a) Daily (b) 50hrs (c) 100hrs (d) 200hrs
- 20.07 The causes of excess oil in the pneumatic system are-.
(a) Oil coming from air compressor (b) defective air lubricator
(c) Both 'a' & 'b' (d) None
- 20.08 Reasons of moistures in the pneumatic system are-
(a) Defective moisture separator (b) Defective drip cup
(c) Defective Air dryer (d) All of the above
- 20.09 The methods are used to cool a compressor.....
(a) Lubrication (b) Conduction through cylinder walls & fins
(c) Both 'a' & 'b' (d) None
- 20.10 Burned.....in a reciprocating compressor is the result of heat and the accumulation of carbon deposits-
(a) Intake valve (b) Discharge valve (c) Piston (d) None of the above.
- 20.11 If a D.C.valve is not receiving air, the reasons are-
(a) Compressor not supplying air (b) Plugged ports (c) Leaked hose (d) All of the above
- 20.12 The reasons for sticky & inoperative control valves are-.
(a) Inoperative solenoid (b) Contaminants (c) Improper lubrication (d) All
- 20.13 The part which is replaced most frequently in a cylinder is-
(a) Seal (b) Gland bush (c) Piston (d) None
- 20.14 The purpose of plating the inside of cylinder tubes are-
(a) Improve the wear life (b) Reduce corrosion (c) Both 'a' & 'b' (d) None
- 20.15 When troubleshooting a cylinder for external misalignment, first disconnect the-
(a) Load (b) Piston rod (c) Air supply (d) None
- 20.16 Good cylinder performance depends on accurate mounting and.....of the cylinder-
(a) Air pressure (b) Alignment (c) Lubrication (d) All

20.17 Pneumatic pipes get damaged easily due to-
(a) Excessive moisture (b) Twisting (c) Faulty connection (d) All

Answer Sheet

Q. No.	Ans.	Q. No.	Ans.	Q. No.	Ans.	Q. No.	Ans.
20.01	c	20.06	a	20.11	d	20.16	d
20.02	c	20.07	c	20.12	d	20.17	d
20.03	d	20.08	d	20.13	a		
20.04	a	20.09	c	20.14	c		
20.05	a	20.10	b	20.15	a		