

10.1 Manpower available Total man power availability for maintenance activities is given below. (As on 31.01.2021)

SN	Category	Sanction			Actual	Vacancy	% Vac
		Revenue	Work charge*	Total			
Group C							
1	Supervisor	261	19	280	185	95	33.93
2	Skilled staff	1217	125	1342	1055	287	21.39
3	Ancillary Skilled staff	149	26	175	113	62	35.43
4	Ministerial staff	72	6	78	48	30	38.46
Total		1699	176	1875	1401	474	25.28
Group D							
5	Helper/Safaiwala	872	76	948	904	44	4.64
Grand Total		2571	252	2823	2305	518	18.35

* Work Charge Post

10.2 Coaching Depots-There are two coaching Depot at PRYJ and CNB with following activities-

SN	Parameter	Prayagraj	Kanpur
1	Coach Holding	458	272
2	Primary maintenance trains	08	08
3	Secondary maintenance Trains	01	00
4	Trains under round trip maintenance	03	15
5	Through passing trains from coaching yard	230	309
7	No of washing Lines	7	5
8	LHB coaches maintained	12275/76, 22437/38, 12417/18 & 12403 having LHB coaches	22445/46, 14151/52 & 22443/44, 12451/52 & 12033/34 having LHB coaches

10.3 En-route attention to coaching trains- Following en-route attention are given at CAR, COI, PRYJ, CNB, ETW, SKB, TDL, KRJ and ALJN.

SN	Activity	CAR	COI	PRYJ	CNB	ETW	SKB	TDL	ALJN	KRJ	CPA
1	Rolling in Examination Points	NIL	4	18	18	02	0	6	8	0	0
2	En-route trains attended for rolling-in exam	0	0	230	309	0	0	60	32	0	0
3	Attention to trains under round trip maintenance pattern	01	0	05	15	02	01	04	03	03	05
4	No of platform with	0	2	9	10	1	1	4	0	1	2

	watering hydrants											
5	En-route trains, watering done	0	38	155	256	On demand	On demand	On demand	0	0	On demand	

10.4 Freight Maintenance Depots: There is one Freight Depot & three Private owned wagons siding over the Division. The details are as under –

SN	Parameter	GMC	CPC	DER	ARIK/KRJ	KLPL/PNK
1	Avg ROH outturn per month	113.44				
2	Base rake Holding of container Depot	-	08	55	11	06
3	Avg CC rake examination per month	-	6.00	55.56	5.33	9.11
4	Avg Premium end to end examination	8.33	-	1.11	-	-
5	Avg End to end examination	63.11	-	-	1.11	-

10.5. Performance of Mech. C&W - Performance for the year 2020-21 (up to JAN) on assigned targets are as under

I. Coaching							
Item		Unit	Target for FY 2020-21	Actual 2020-21	2019-2020	% improvement over target	% improvement from last year
Coach detachment	Territorial	Nos.	5/Yr.	6		-44.00%	
	Ownership	Nos.	0	0			
Ineffective		%	2.5	1.09		55.60%	
Punctuality loss	Total	Nos.	350/Yr.	110		69.83%	
	Direct	Nos.	120/Yr	52		60.00%	
Secondary detachment	Total	Nos.	1/yr	0		100.00%	
II. Freight							
Item		Unit	Target for FY 2020-21	Actual 2020-21	2019-2020	% improvement over target	% improvement from last year
Wagon ineffective		%	0.8	0.7		12.50%	
Hot axle		Nos.	32/yr	32		-16.25%	
Train Parting		Nos.	11/yr	11		12.73%	
Detachment of wagons		Nos.	38/yr	38		-10.53%	
Poor brake power		Nos.	0	0			
Spring breakage		Nos.	0	0			
Journal breakage		Nos.	0	0			
CC rakes		Nos.	72/m	790		-25.89%	
ROH		Nos.	155/m	1176		-34.13%	

10.6. Primary trains maintained on PRYJ Division

Depot	SN	Train No.	Load	Days	Arr.	Dep.	Placement	With drawl	Maintenance		Total Time	Type of Maintenance	No of Rakes
									From	To			
PRYJ	1	14164/14163	12 (ICF)	DAILY	8:35	17:45	09:30	16:30	10:15	16:15	6:00	Primary	2
	2	14114/14113	12 (ICF)	DAILY	8:35	17:45	09:30	16:30	10:15	16:15	6:00	Primary	4
	3	54159/54160	10 (ICF)	DAILY	18:45	6:05	22:00	5:00	23:00	5:00	6:00	Primary	2






	4	12418/12417	23 (LHB)	DAILY	7:15	21:30	08:30	20:00	10:15	17:15	7:00	Primary	2
	5	22431/22432	19 (LHB)	2,6	15:10	14:55	06:00	12:30	06:30	12:30	6:00	Primary	1
	6	12404/12403	23 (LHB)	DAILY	5:25	23:30	8:00	17:00	10:30	16:30	6:00	Primary	2
	7	12276/12275	20 (LHB)	2,4,7	6:20	22:20	7:30	16:30	10:15	16:15	6:00	Primary	1
	8	22437/22438	20 (LHB)	1,3,6	6:20	22:20	7:30	16:30	10:15	16:15	6:00	Primary	1
	9	12293/12294	20 (LHB)	2,6	12:35	19:30	14:00	18:10	14:05	18:05	4:00	Secondary	1

Depot	SN	Train No.	Load	Days	Arr.	Dep.	Placement	With drawl	Maintenance		Total Time	Type of Maintenance	No of Rakes
									From	To			
CNB	1	12452/12451	22 (LHB)	Daily	6:30	23:45	9:25	15:45	9:30	15:30	6:00	Primary	2
	2	12033/12034	15 (LHB)	2,3,4,5,6 7	20:50	6:00	22:15 9:00	4:35 15:40	22:30 9:30	4:30 15:30	6:00	Primary	1
	3	14109/14124	14 (ICF)	Daily	19:55	17:35	10:25	16:35	10:30	16:30	6:00	Primary	4
	4	54153/54154	07 (ICF)	3,7	8:50	16:32	9:25	15:35	9:30	15:30	6:00	Primary	1
	5	54161/54155	12 (ICF)	Daily	10:40	12:38	11:10	17:20	11:15	17:15	6:00	Primary	4
	6	14152/22445	18 (LHB)	1	7:30	17:20	9:10	15:35	9:30	15:30	6:00	Primary	4
	7	22446/22443		3	4:50	18:20	9:10	15:35	9:30	15:30	6:00	Primary	
	8	22444/14151		6	8:35	7:50	9:10	15:35	9:30	15:30	6:00	Primary	

10.7. Efforts made towards improved cleanliness – Following efforts have been made to improve cleanliness in trains and at work place and safety.

A: Mechanized cleaning of coaches, PCRC, OBHS, CTS & Mechanized Laundry:

S. No.	Activities	Implementation as on 31.01.21
--------	------------	-------------------------------

1	Mechanized coach & depot cleaning		All primary maintained trains at PRYJ & CNB and both depots are covered under mechanized cleaning
2	Integrated pest and rodent control		All primary maintained trains at PRYJ & CNB and both depots are covered under comprehensive pest & rodent control.
3	OBHS Services		<p>PRYJ - 14113/14, 14163/64, 22437/38, 22431/32, 12417/18 & 12275/76</p> <p>CNB - 12451/52, 12033/34, 22445/46, 14151/52 & 22443/44</p>
4	Implementation of Clean train Scheme		PRYJ – 41 trains & CNB – 39 trains
5	Mechanized laundry at PRYJ		Departmental mechanized laundry of 1.5 ton/shift capacity commissioned on 27.1.17.

10.8 ASSISTANCE REQUIRED:

- Post of ADME/C&W/DER is lying vacant since 20.09.2010.
- Out of 280 sanctioned posts of C&W supervisors, 95 are lying vacant.

- Inadequate stoppage to en-route trains at PRYJ & CNB which further affect axle box temperature reading collection in entire rake and watering of coaches as well. Summarized details are as under:-

Coaching Trains with inadequate stoppage time for rolling in examination			
Station	Total trains nominated for rolling in	Trains with 10 minute or less stoppage	Trains with 5 minute or less stoppage
PRYJ	240	63	35
CNB	329	118	138