


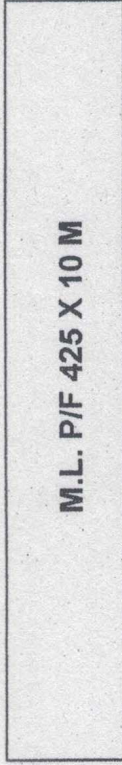



# ISHANAGAR

KM : 1147.700



*[Signature]*  
Sr. DENEASTJHS

*[Signature]*  
Sr. DEN/Co./JHS

**NORTH CENTRAL RAILWAY**

JHANSI DIVISION

LALITPUR - KHAJURAHO SECTION

MINI YARD DIAGRAM OF  
ISHANAGAR STATION YARD