

NORTH CENTRAL RAILWAY

PRAYAGRAJ DIVISION

AS BUILT DIAGRAM OF 24 FIBER CABLE

SUB-SECTION :- MIRZAPUR Stn. to VINDHYACHAL Stn. (736/02 TO 743/08)

CONTRACTOR

RST INFOCOM PVT. LTD.

578, NIGAM CHAURAHA, MUMFORDGANJ,

ALLAHABAD, UP.

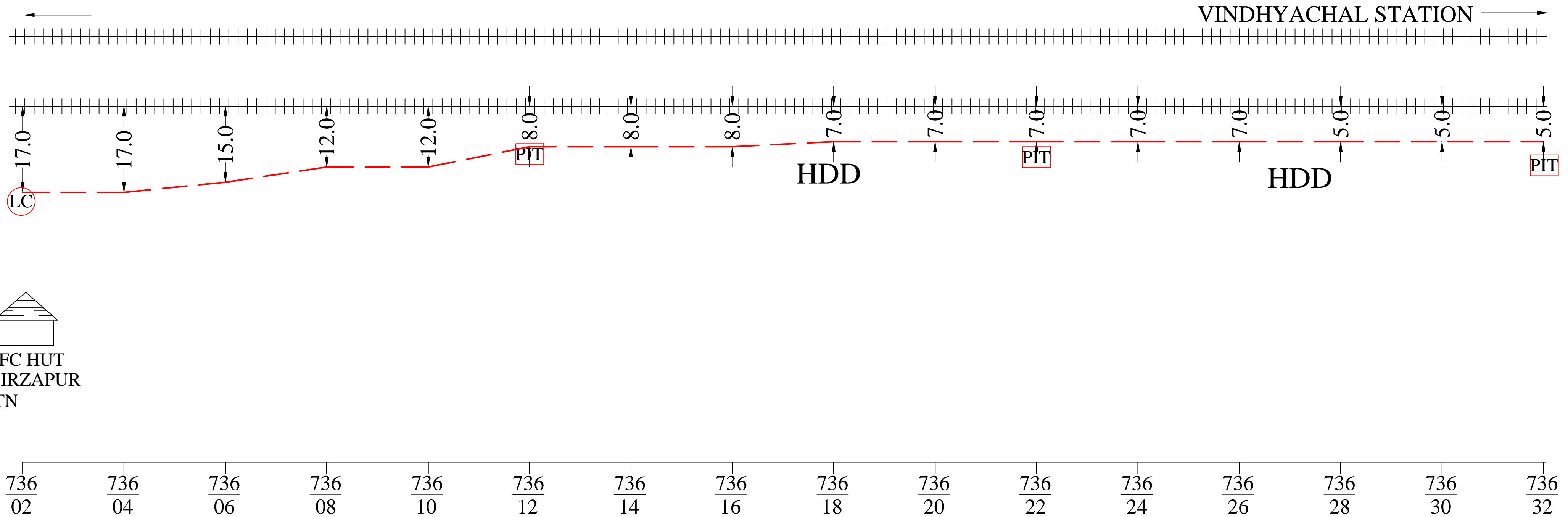
email :- rst.ipl@gmail.com

Dy. CSTE/NCRPU/PRYJ

SSE/T/NCRPU/PRYJ

As built diagram of 24F laid between MIRZAPUR Stn. TO VINDHYACHAL Stn.

SHEET NO. 1 of 7



OFC HUT
MIRZAPUR
STN

LEGENDS

RAILWAY LINE	+++++
NEW LAID OFC	-----
OFC JOINT	-----○-----
LIMITED HIEGHT SUBWAY	
LC GATE/ LX GATE	x x
CULVERT/BRIDGE	[[]]
STATION	⊙
GI PIPE	⌈ ⌋
DWC	⌈ ⌋
RAILWAY BOUNDRY	-----
EXISTING 6 QUAD CABLE	-----

Note: - Laying of OFC as per RDSO L.NO.CBS/DCP/1, Dated 30.10.2009 & chief signal & Telecom Engineer/ALD L No. S&T/NCR/JPO(1/S&T/2012) Dated June 4, 2012)

APPROVED BY RAILWAYS

NORTH CENTRAL
RAILWAY

RST INFOCOM
PVT. LTD.

AS BUILT DIAGRAM OF
24F FOR THE ROUTE
MIRZAPUR to
VINDHYACHAL

DRAWN BY:-
NAND KISHORE
Mob- +91 8960287304

CHECKED BY:-

ALL DIMENSION ARE IN METER
(NOT TO SCALE)

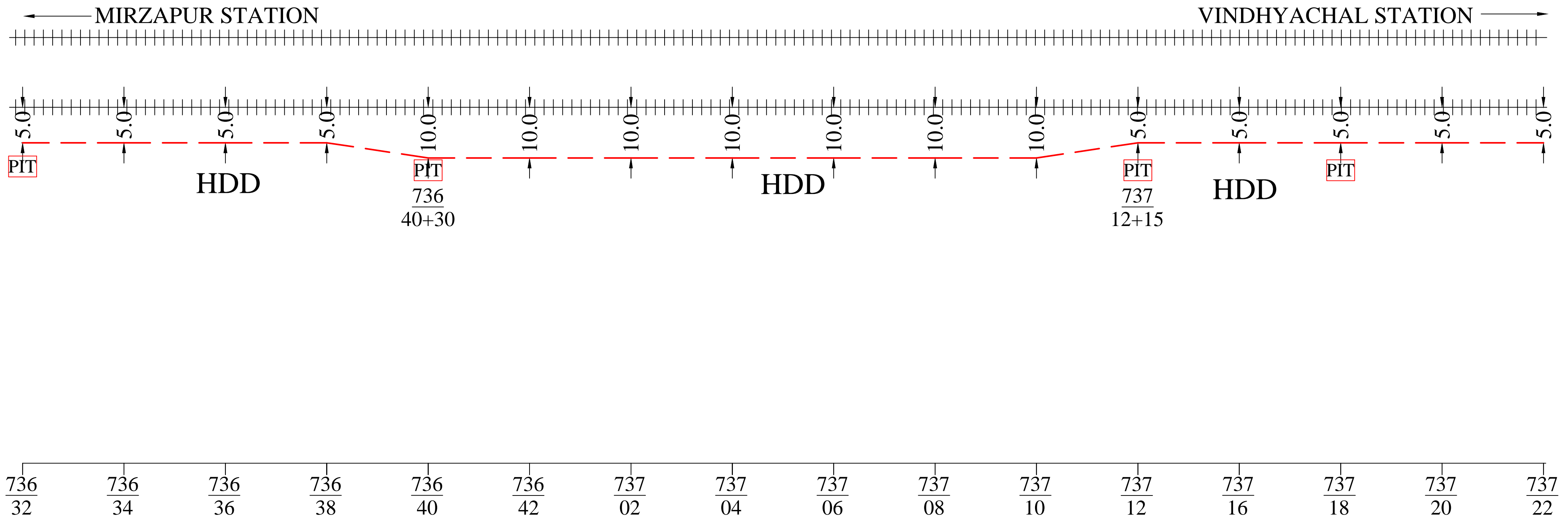
TCIL/NEW DELHI

SSE/T/NCRPU/PRYJ

Dy. CSTE/NCRPU/PRYJ

As built diagram of 24F laid between MIRZAPUR Stn. TO VINDHYACHAL Stn.

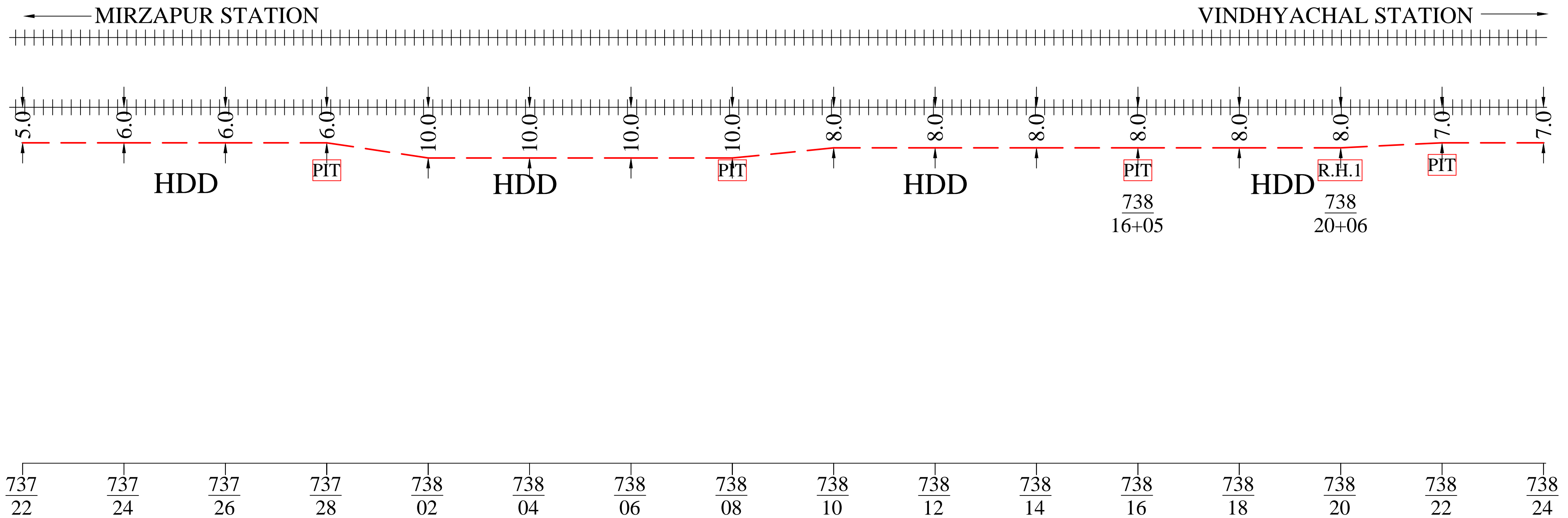
SHEET NO. 2 of 7



Note: - Laying of OFC as per RDSO L.NO.CBS/DCP/1, Dated 30.10.2009 & chief signal & Telecom Engineer/ALD L No. S&T/NCR/JPO(1/S&T/2012) Dated June 4, 2012)

APPROVED BY RAILWAYS			NORTH CENTRAL RAILWAY	RST INFOCOM PVT. LTD.		LEGENDS	
TCIL/NEW DELHI	SSE/T/NCRPU/PRYJ	Dy. CSTE/NCRPU/PRYJ	AS BUILT DIAGRAM OF 24F FOR THE ROUTE MIRZAPUR to VINDHYACHAL	DRAWN BY:- NAND KISHORE Mob- +91 8960287304	CHECKED BY:-	RAILWAY LINE	+++++
				ALL DIMENSION ARE IN METER (NOT TO SCALE)		LIMITED HIEGHT SUBWAY	
						LC GATE/ LX GATE	x
						CULVERT/BRIDGE	[]
						STATION	⊙
						GI PIPE	—
						DWC	
						RAILWAY BOUNDRY	- - -
						EXISTING 6 QUAD CABLE	—

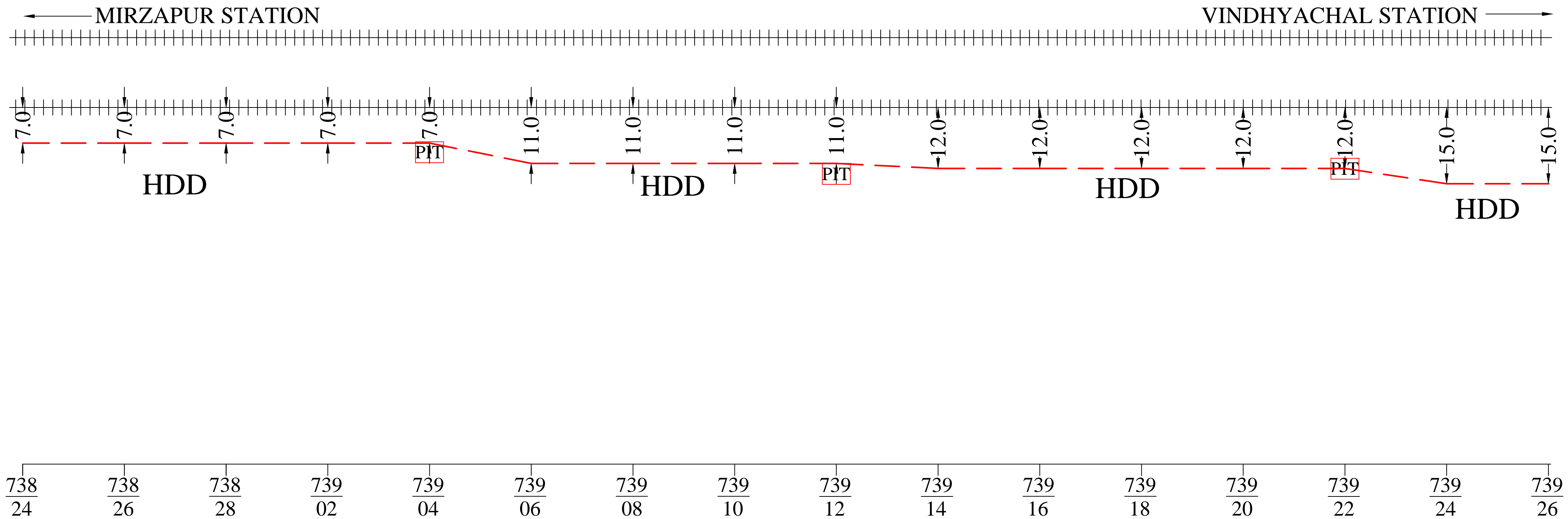
As built diagram of 24F laid between MIRZAPUR Stn. TO VINDHYACHAL Stn.



Note: - Laying of OFC as per RDSO L.NO.CBS/DCP/1, Dated 30.10.2009 & chief signal & Telecom Engineer/ALD L No. S&T/NCR/JPO(1/S&T/2012) Dated June 4, 2012)

APPROVED BY RAILWAYS			NORTH CENTRAL RAILWAY	RST INFOCOM PVT. LTD.		LEGENDS	
TCIL/NEW DELHI	SSE/T/NCRPU/PRYJ	Dy. CSTE/NCRPU/PRYJ	AS BUILT DIAGRAM OF 24F FOR THE ROUTE MIRZAPUR to VINDHYACHAL	DRAWN BY:- NAND KISHORE Mob- +91 8960287304	CHECKED BY:-	RAILWAY LINE	+++++
				ALL DIMENSION ARE IN METER (NOT TO SCALE)		LIMITED HIEGHT SUBWAY	
						LC GATE/ LX GATE	x
						CULVERT/BRIDGE	[]
						STATION	⊙
						GI PIPE	⊖
						DWC	⊖⊖⊖
						RAILWAY BOUNDRY	--- -- ---
						EXISTING 6 QUAD CABLE	=====

As built diagram of 24F laid between MIRZAPUR Stn. TO VINDHYACHAL Stn.

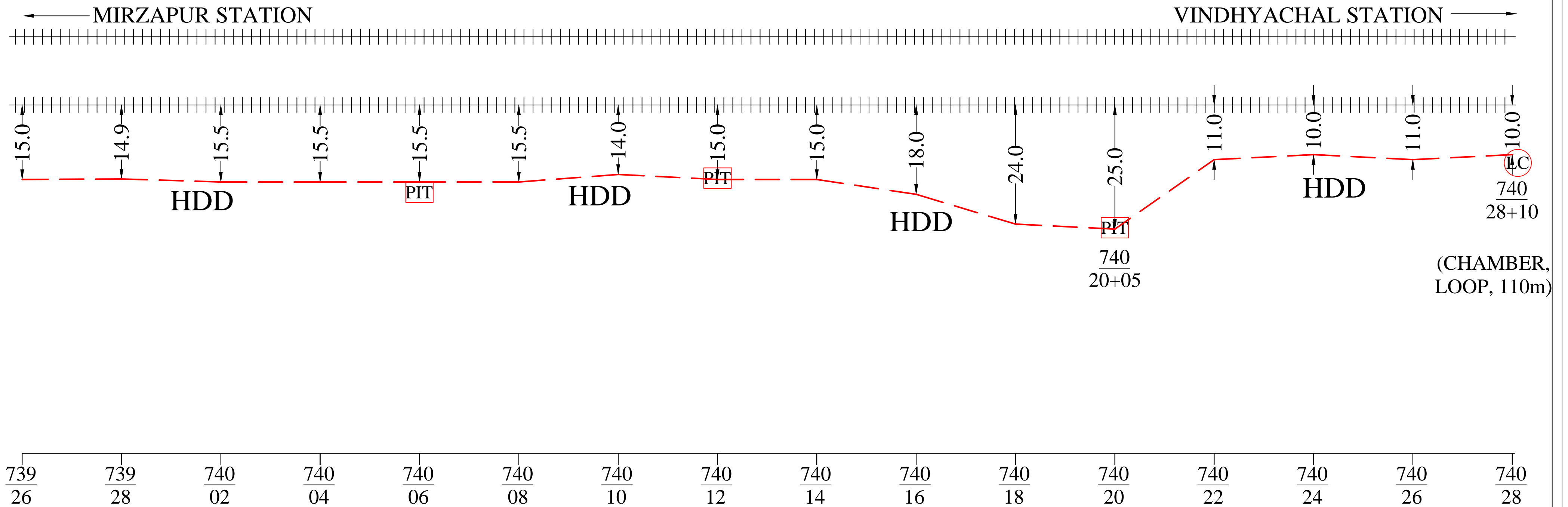


Note: - Laying of OFC as per RDSO L.NO.CBS/DCP/1, Dated 30.10.2009 & chief signal & Telecom Engineer/ALD L No. S&T/NCR/JPO(1/S&T/2012) Dated June 4, 2012)

APPROVED BY RAILWAYS			NORTH CENTRAL RAILWAY	RST INFOCOM PVT. LTD.		LEGENDS	
TCIL/NEW DELHI	SSE/T/NCRPU/PRYJ	Dy. CSTE/NCRPU/PRYJ	AS BUILT DIAGRAM OF 24F FOR THE ROUTE MIRZAPUR to VINDHYACHAL	DRAWN BY:- NAND KISHORE Mob- +91 8960287304	CHECKED BY:-	RAILWAY LINE	+++++
				ALL DIMENSION ARE IN METER (NOT TO SCALE)		LIMITED HIEGHT SUBWAY	
						LC GATE/ LX GATE	x
						CULVERT/BRIDGE	— — — — —
						STATION	⊙
						GI PIPE	⊂
						DWC	⊂⊂⊂⊂⊂
						RAILWAY BOUNDRY	— — — — —
						EXISTING 6 QUAD CABLE	— — — — —

As built diagram of 24F laid between MIRZAPUR Stn. TO VINDHYACHAL Stn.

SHEET NO. 5 of 7

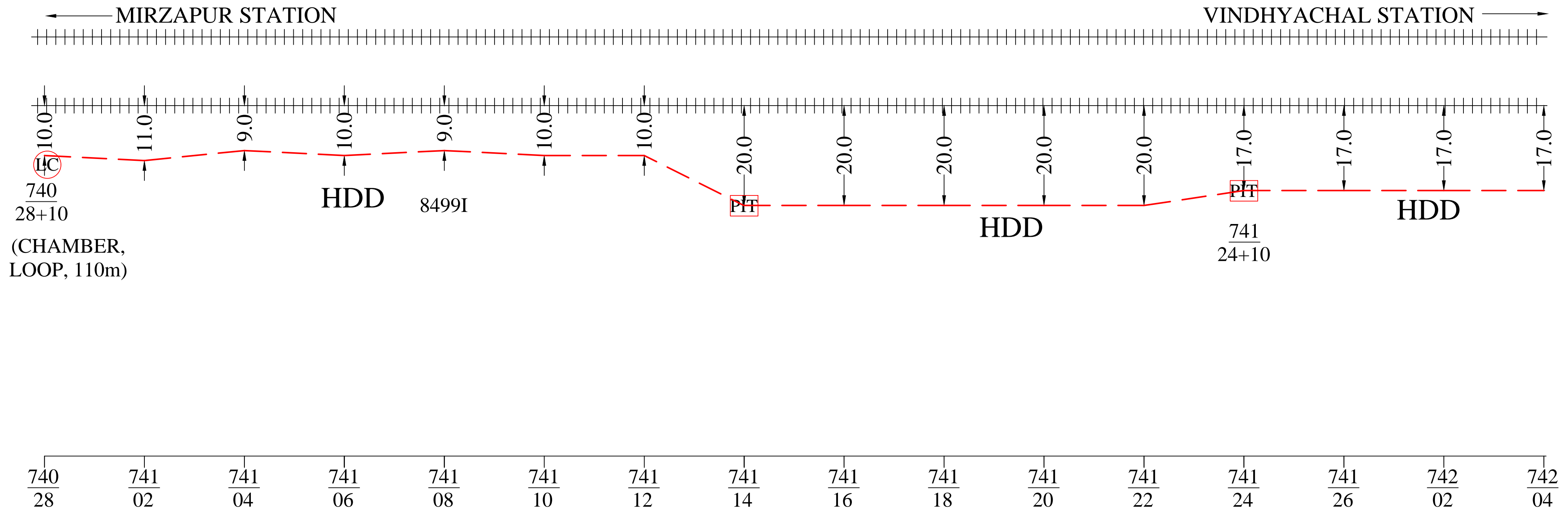


Note: - Laying of OFC as per RDSO L.NO.CBS/DCP/1, Dated 30.10.2009 & chief signal & Telecom Engineer/ALD L No. S&T/NCR/JPO(1/S&T/2012) Dated June 4, 2012)

APPROVED BY RAILWAYS			NORTH CENTRAL RAILWAY	RST INFOCOM PVT. LTD.		LEGENDS	
TCIL/NEW DELHI	SSE/T/NCRPU/PRYJ	Dy. CSTE/NCRPU/PRYJ	AS BUILT DIAGRAM OF 24F FOR THE ROUTE MIRZAPUR to VINDHYACHAL	DRAWN BY:- NAND KISHORE Mob- +91 8960287304	CHECKED BY:-	RAILWAY LINE	+++++
				ALL DIMENSION ARE IN METER (NOT TO SCALE)		NEW LAID OFC	---
						OFC JOINT	---○---
						LIMITED HIEGHT SUBWAY	
						LC GATE/ LX GATE	x
						CULVERT/BRIDGE	— —
						STATION	⊙
						GI PIPE	⊖
						DWC	⊖⊖⊖
						RAILWAY BOUNDRY	--- -- ---
						EXISTING 6 QUAD CABLE	— —

As built diagram of 24F laid between MIRZAPUR Stn. TO VINDHYACHAL Stn.

SHEET NO. 6 of 7

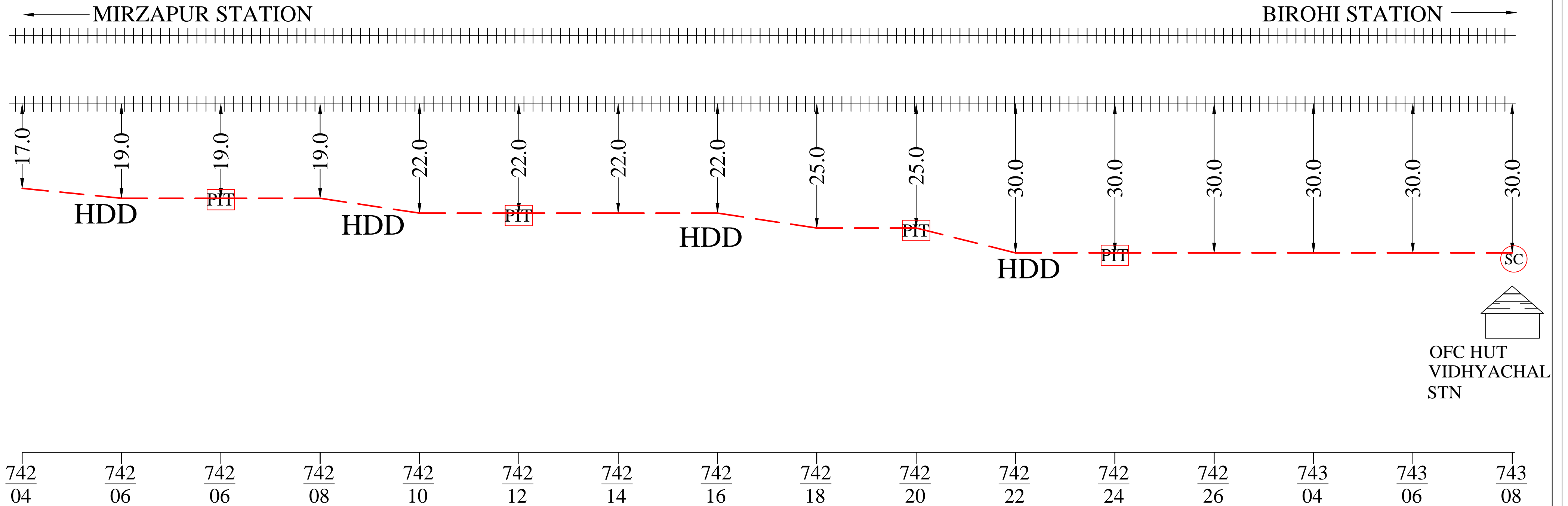


Note: - Laying of OFC as per RDSO L.NO.CBS/DCP/1, Dated 30.10.2009 & chief signal & Telecom Engineer/ALD L No. S&T/NCR/JPO(1/S&T/2012) Dated June 4, 2012)

APPROVED BY RAILWAYS			NORTH CENTRAL RAILWAY	RST INFOCOM PVT. LTD.		LEGENDS	
TCIL/NEW DELHI	SSE/T/NCRPU/PRYJ	Dy. CSTE/NCRPU/PRYJ	AS BUILT DIAGRAM OF 24F FOR THE ROUTE MIRZAPUR to VINDHYACHAL	DRAWN BY:- NAND KISHORE Mob- +91 8960287304	CHECKED BY:-	RAILWAY LINE	+++++
				ALL DIMENSION ARE IN METER (NOT TO SCALE)		LIMITED HIEGHT SUBWAY	
						LC GATE/ LX GATE	x
						CULVERT/BRIDGE	— — — — —
						STATION	⊙
						GI PIPE	— — — — —
						DWC	
						RAILWAY BOUNDRY	— — — — —
						EXISTING 6 QUAD CABLE	— — — — —


As built diagram of 24F laid between MIRZAPUR Stn. TO VINDHYACHAL Stn.

SHEET NO. 7 of 7



Note: - Laying of OFC as per RDSO L.NO.CBS/DCP/1, Dated 30.10.2009 & chief signal & Telecom Engineer/ALD L No. S&T/NCR/JPO(1/S&T/2012) Dated June 4, 2012)

APPROVED BY RAILWAYS			NORTH CENTRAL RAILWAY	RST INFOCOM PVT. LTD.		LEGENDS	
TCIL/NEW DELHI	SSE/T/NCRPU/PRYJ	Dy. CSTE/NCRPU/PRYJ	AS BUILT DIAGRAM OF 24F FOR THE ROUTE MIRZAPUR to VINDHYACHAL	DRAWN BY:- NAND KISHORE Mob- +91 8960287304	CHECKED BY:-	RAILWAY LINE	+++++
				ALL DIMENSION ARE IN METER (NOT TO SCALE)		LIMITED HIEGHT SUBWAY	
						LC GATE/ LX GATE	x
						CULVERT/BRIDGE	— — — — —
						STATION	⊙
						GI PIPE	— — — — —
						DWC	
						RAILWAY BOUNDRY	— — — — —
						EXISTING 6 QUAD CABLE	— — — — —



NORTH CENTRAL RAILWAY

PRAYAGRAJ DIVISION

AS BUILT DIAGRAM OF 24 FIBER CABLE

SUB-SECTION :- Vindhyachal Stn. to Birohi Stn. (743/08 TO 747/28)

CONTRACTOR

RST INFOCOM PVT. LTD.

578, NIGAM CHAURAHA, MUMFORDGANJ,

ALLAHABAD, UP.

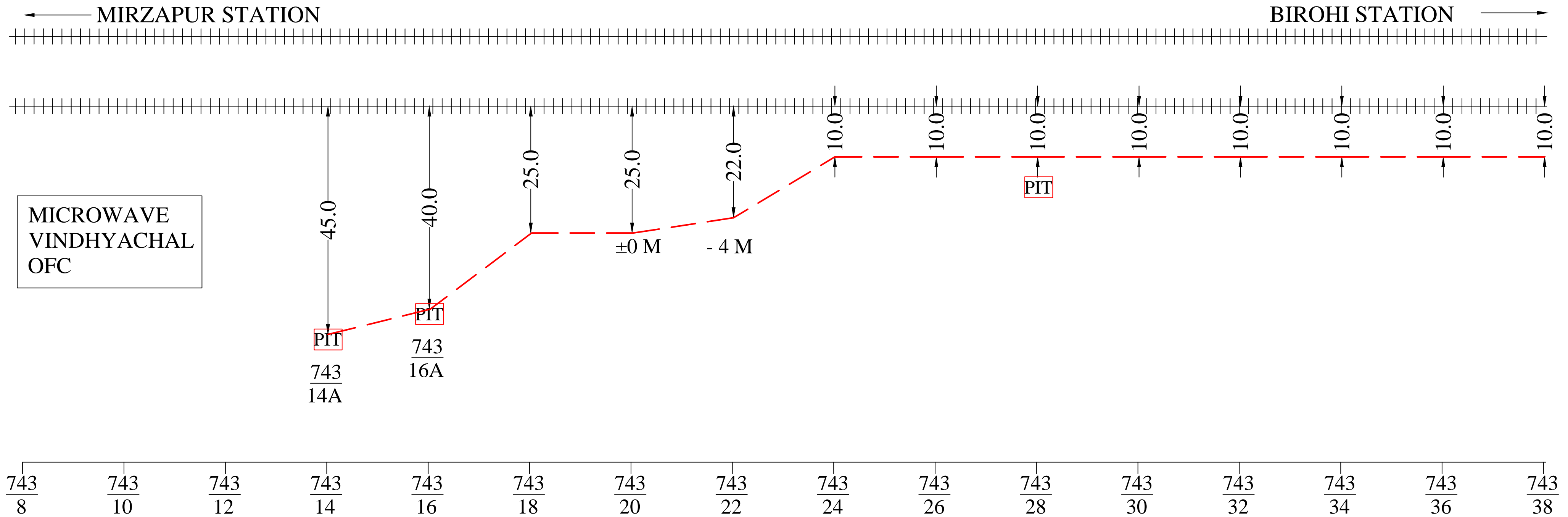
email :- rst.ipl@gmail.com

Dy. CSTE/NCRPU/PRYJ

SSE/T/NCRPU/PRYJ

As built diagram of 24F laid between VINDHYACHAL Stn. To BIROHI Stn.

SHEET NO. 1 of 5



MICROWAVE
VINDHYACHAL
OFC

PIT
743
14A

PIT
743
16A

PIT

±0 M
- 4 M

743/8 743/10 743/12 743/14 743/16 743/18 743/20 743/22 743/24 743/26 743/28 743/30 743/32 743/34 743/36 743/38

LEGENDS

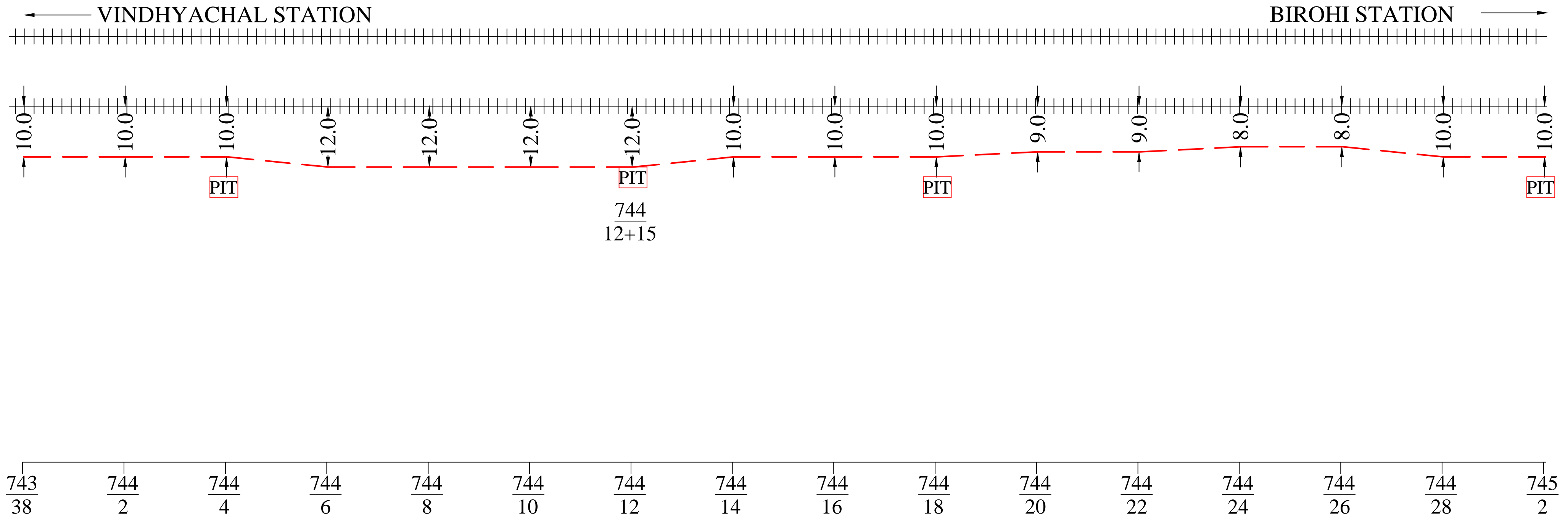
RAILWAY LINE	+++++
NEW LAID OFC	— — — — —
OFC JOINT	— — — — — ⊙ — — — — —
LIMITED HIEGHT SUBWAY	
LC GATE/ LX GATE	x x
CULVERT/BRIDGE	— — — — —
STATION	⊙
GI PIPE	⊂
DWC	⊂⊂⊂⊂⊂
RAILWAY BOUNDRY	— — — — —
EXISTING 6 QUAD CABLE	— — — — —

Note: - Laying of OFC as per RDSO L.NO.CBS/DCP/1, Dated 30.10.2009 & chief signal & Telecom Engineer/ALD L No. S&T/NCR/JPO(1/S&T/2012) Dated June 4, 2012)

APPROVED BY RAILWAYS			NORTH CENTRAL RAILWAY	RST INFOCOM PVT. LTD.	
TCIL/NEW DELHI	SSE/T/NCRPU/PRYJ	Dy. CSTE/NCRPU/PRYJ		AS BUILT DIAGRAM OF 24F FOR THE ROUTE VINDHYACHAL TO BIROHI	
			DRAWN BY:- NAND KISHORE Mob- +91 8960287304	CHECKED BY:-	
			ALL DIMENSION ARE IN METER (NOT TO SCALE)		

As built diagram of 24F laid between VINDHYACHAL Stn. To BIROHI Stn.

SHEET NO. 2 of 5

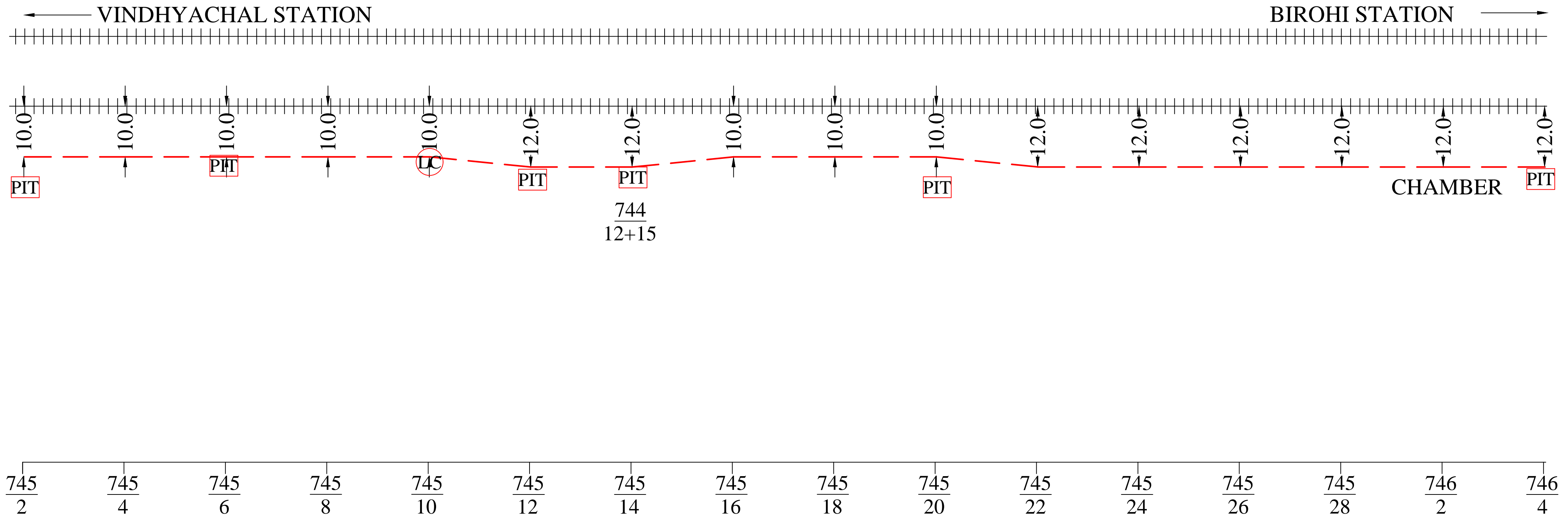


Note: - Laying of OFC as per RDSO L.NO.CBS/DCP/1, Dated 30.10.2009 & chief signal & Telecom Engineer/ALD L No. S&T/NCR/JPO(1/S&T/2012) Dated June 4, 2012)

APPROVED BY RAILWAYS			NORTH CENTRAL RAILWAY	RST INFOCOM PVT. LTD.		LEGENDS	
TCIL/NEW DELHI	SSE/T/NCRPU/PRYJ	Dy. CSTE/NCRPU/PRYJ	AS BUILT DIAGRAM OF 24F FOR THE ROUTE VINDHYACHAL TO BIROHI	DRAWN BY:-	CHECKED BY:-	RAILWAY LINE	+++++
				NAND KISHORE Mob- +91 8960287304		STATION	
				ALL DIMENSION ARE IN METER (NOT TO SCALE)		LIMITED HIEGHT SUBWAY	
						LC GATE/ LX GATE	
						CULVERT/BRIDGE	
						GI PIPE	
						DWC	
						RAILWAY BOUNDRY	----
						EXISTING 6 QUAD CABLE	-----

As built diagram of 24F laid between VINDHYACHAL Stn. To BIROHI Stn.

SHEET NO. 3 of 5

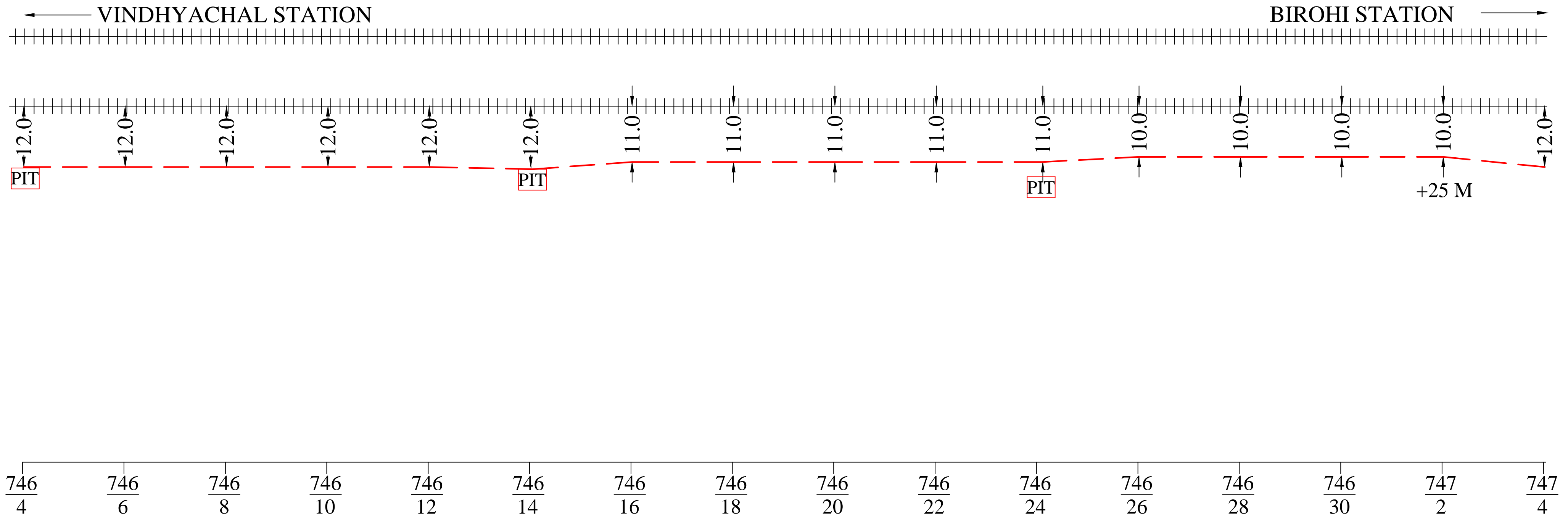


Note: - Laying of OFC as per RDSO L.NO.CBS/DCP/1, Dated 30.10.2009 & chief signal & Telecom Engineer/ALD L No. S&T/NCR/JPO(1/S&T/2012) Dated June 4, 2012)

APPROVED BY RAILWAYS			NORTH CENTRAL RAILWAY	RST INFOCOM PVT. LTD.		LEGENDS	
TCIL/NEW DELHI	SSE/T/NCRPU/PRYJ	Dy. CSTE/NCRPU/PRYJ	AS BUILT DIAGRAM OF 24F FOR THE ROUTE VINDHYACHAL TO BIROHI	DRAWN BY:- NAND KISHORE Mob- +91 8960287304	CHECKED BY:-	RAILWAY LINE	+++++
				ALL DIMENSION ARE IN METER (NOT TO SCALE)		LIMITED HIEGHT SUBWAY	
						LC GATE/ LX GATE	x
						CULVERT/BRIDGE	[]
						STATION	⊙
						GI PIPE	⊔
						DWC	⊔⊔⊔
						RAILWAY BOUNDRY	--- --
						EXISTING 6 QUAD CABLE	-----

As built diagram of 24F laid between VINDHYACHAL Stn. To BIROHI Stn.

SHEET NO. 4 of 5

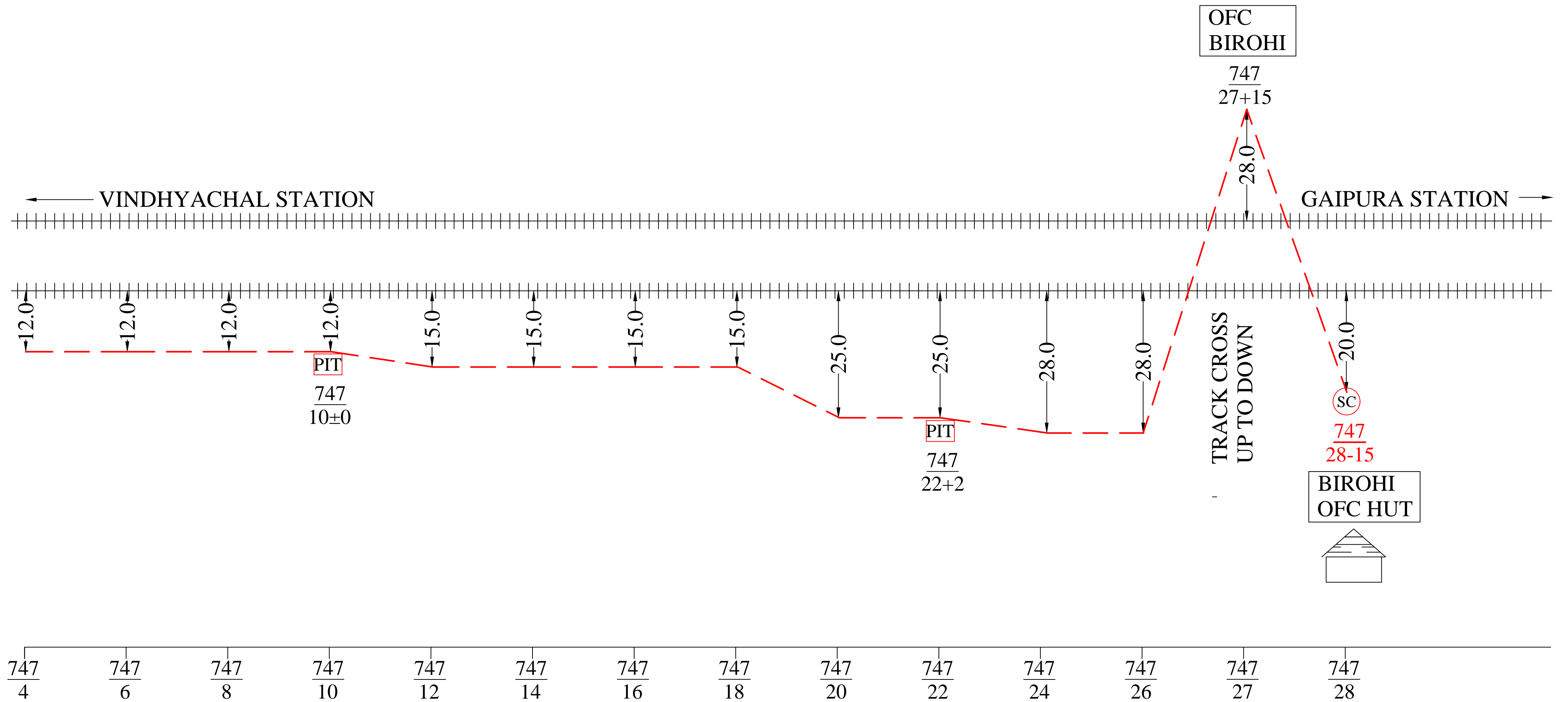


Note: - Laying of OFC as per RDSO L.NO.CBS/DCP/1, Dated 30.10.2009 & chief signal & Telecom Engineer/ALD L No. S&T/NCR/JPO(1/S&T/2012) Dated June 4, 2012)

APPROVED BY RAILWAYS			NORTH CENTRAL RAILWAY	RST INFOCOM PVT. LTD.		LEGENDS	
TCIL/NEW DELHI	SSE/T/NCRPU/PRYJ	Dy. CSTE/NCRPU/PRYJ	AS BUILT DIAGRAM OF 24F FOR THE ROUTE VINDHYACHAL TO BIROHI	DRAWN BY:-	CHECKED BY:-	RAILWAY LINE	+++++
				NAND KISHORE Mob- +91 8960287304		STATION	
				ALL DIMENSION ARE IN METER (NOT TO SCALE)		LIMITED HIEGHT SUBWAY	
						LC GATE/ LX GATE	
						CULVERT/BRIDGE	
						GI PIPE	
						DWC	
						RAILWAY BOUNDRY	----
						EXISTING 6 QUAD CABLE	=====

As built diagram of 24F laid between VINDHYACHAL Stn. To BIROHI Stn.


SHEET NO. 5 of 5



Note: - Laying of OFC as per RDSO L.NO.CBS/DCP/1, Dated 30.10.2009 & chief signal & Telecom Engineer/ALD L No. S&T/NCR/JPO(1/S&T/2012) Dated June 4, 2012)

APPROVED BY RAILWAYS			NORTH CENTRAL RAILWAY	RST INFOCOM PVT. LTD.		LEGENDS	
TCIL/NEW DELHI	SSE/T/NCRPU/PRYJ	Dy. CSTE/NCRPU/PRYJ	AS BUILT DIAGRAM OF 24F FOR THE ROUTE VINDHYACHAL TO BIROHI	DRAWN BY:-	CHECKED BY:-	RAILWAY LINE	+++++
				NAND KISHORE Mob- +91 8960287304		NEW LAID OFC	---
						OFC JOINT	---○---
						LIMITED HIEGHT SUBWAY	
						LC GATE/ LX GATE	x
						CULVERT/BRIDGE	[]
						STATION	⊙
						GI PIPE	()
						DWC	()
						RAILWAY BOUNDRY	- - -
						EXISTING 6 QUAD CABLE	---

ALL DIMENSION ARE IN METER (NOT TO SCALE)



NORTH CENTRAL RAILWAY

PRAYAGRAJ DIVISION

AS BUILT DIAGRAM OF 24 FIBER CABLE

SUB-SECTION :- Birohi Stn. to Gaipura Stn. (747/28 TO 755/12)

CONTRACTOR

RST INFOCOM PVT. LTD.

578, NIGAM CHAURHA, MUMFORDGANJ,

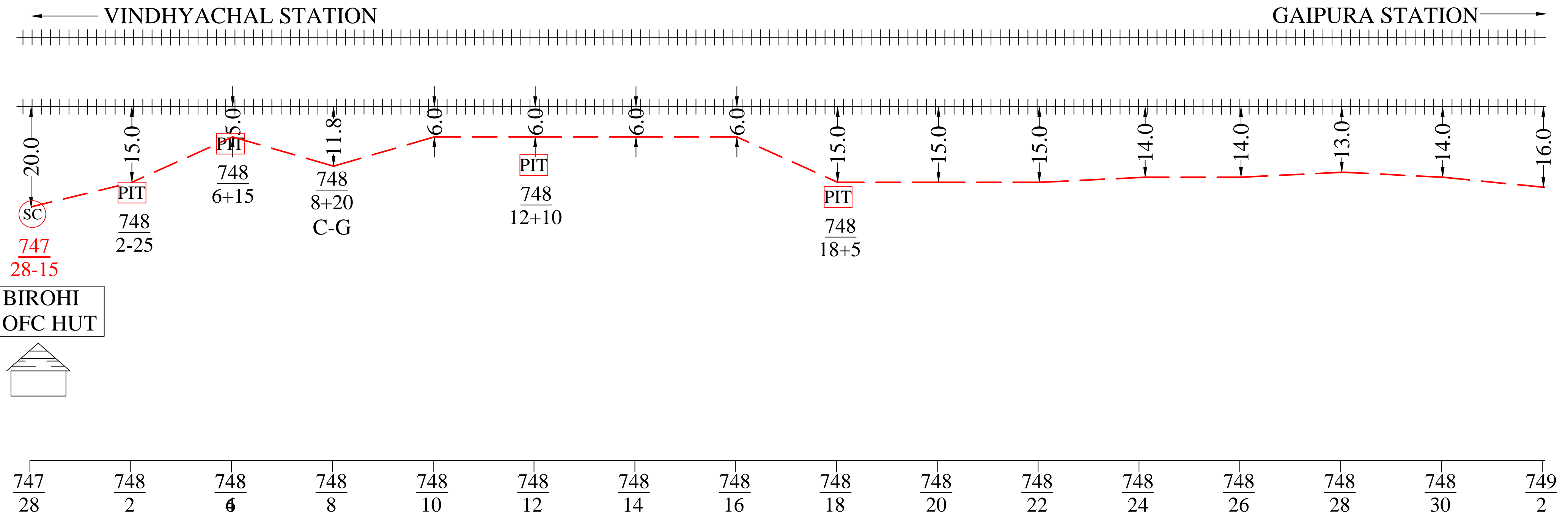
ALLAHABAD, UP.

email :- rst.ipl@gmail.com

Dy. CSTE/NCRPU/PRYJ

SSE/T/NCRPU/PRYJ

As built diagram of 24F laid between Birohi Stn. to Gaipura Stn.

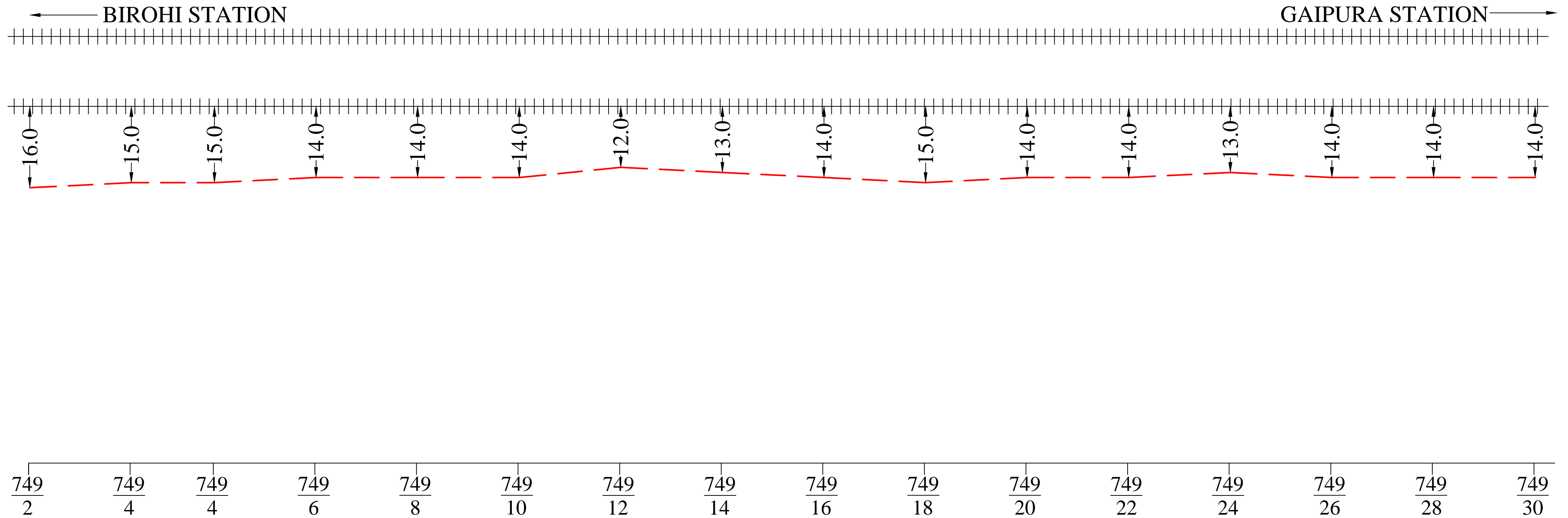


Note: - Laying of OFC as per RDSO L.NO.CBS/DCP/1, Dated 30.10.2009 & chief signal & Telecom Engineer/ALD L No. S&T/NCR/JPO(1/S&T/2012) Dated June 4, 2012)

APPROVED BY RAILWAYS			NORTH CENTRAL RAILWAY	RST INFOCOM PVT. LTD.		LEGENDS	
TCIL/NEW DELHI	SSE/T/NCRPU/PRYJ	Dy. CSTE/NCRPU/PRYJ	AS BUILT DIAGRAM OF 24F FOR THE ROUTE BIROHI TO GAIPURA	DRAWN BY:-	CHECKED BY:-	RAILWAY LINE	+++++
				NAND KISHORE Mob- +91 8960287304		OFC JOINT	—○—
						LIMITED HIEGHT SUBWAY	
						LC GATE/ LX GATE	x
						CULVERT/BRIDGE	[]
						STATION	⊙
						GI PIPE	()
						DWC	()
						RAILWAY BOUNDRY	- - -
						EXISTING 6 QUAD CABLE	— — —
ALL DIMENSION ARE IN METER (NOT TO SCALE)							

As built diagram of 24F laid between Birohi Stn. to Gaipura Stn.

SHEET NO. 02 of 08

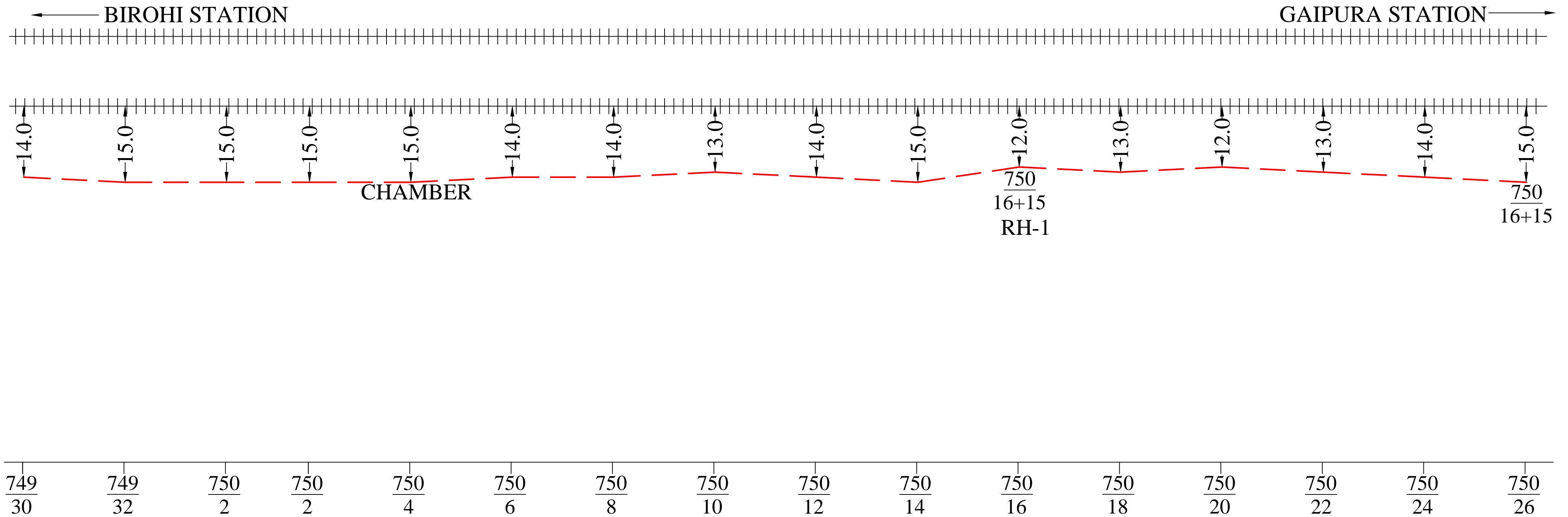


Note: - Laying of OFC as per RDSO L.NO.CBS/DCP/1, Dated 30.10.2009 & chief signal & Telecom Engineer/ALD L No. S&T/NCR/JPO(1/S&T/2012) Dated June 4, 2012)

APPROVED BY RAILWAYS			NORTH CENTRAL RAILWAY	RST INFOCOM PVT. LTD.		LEGENDS	
TCIL/NEW DELHI	SSE/T/NCRPU/PRYJ	Dy. CSTE/NCRPU/PRYJ	AS BUILT DIAGRAM OF 24F FOR THE ROUTE BIROHI TO GAIPURA	DRAWN BY:-	CHECKED BY:-	RAILWAY LINE	+++++
				NAND KISHORE Mob- +91 8960287304		NEW LAID OFC	—————
						OFC JOINT	—○—
						LIMITED HIEGHT SUBWAY	
						LC GATE/ LX GATE	x x
						CULVERT/BRIDGE	— [] —
						STATION	⊙
						GI PIPE	○
						DWC	
						RAILWAY BOUNDRY	— - — -
						EXISTING 6 QUAD CABLE	—————
				ALL DIMENSION ARE IN METER (NOT TO SCALE)			

As built diagram of 24F laid between Birohi Stn. to Gaipura Stn.

SHEET NO. 03 of 08

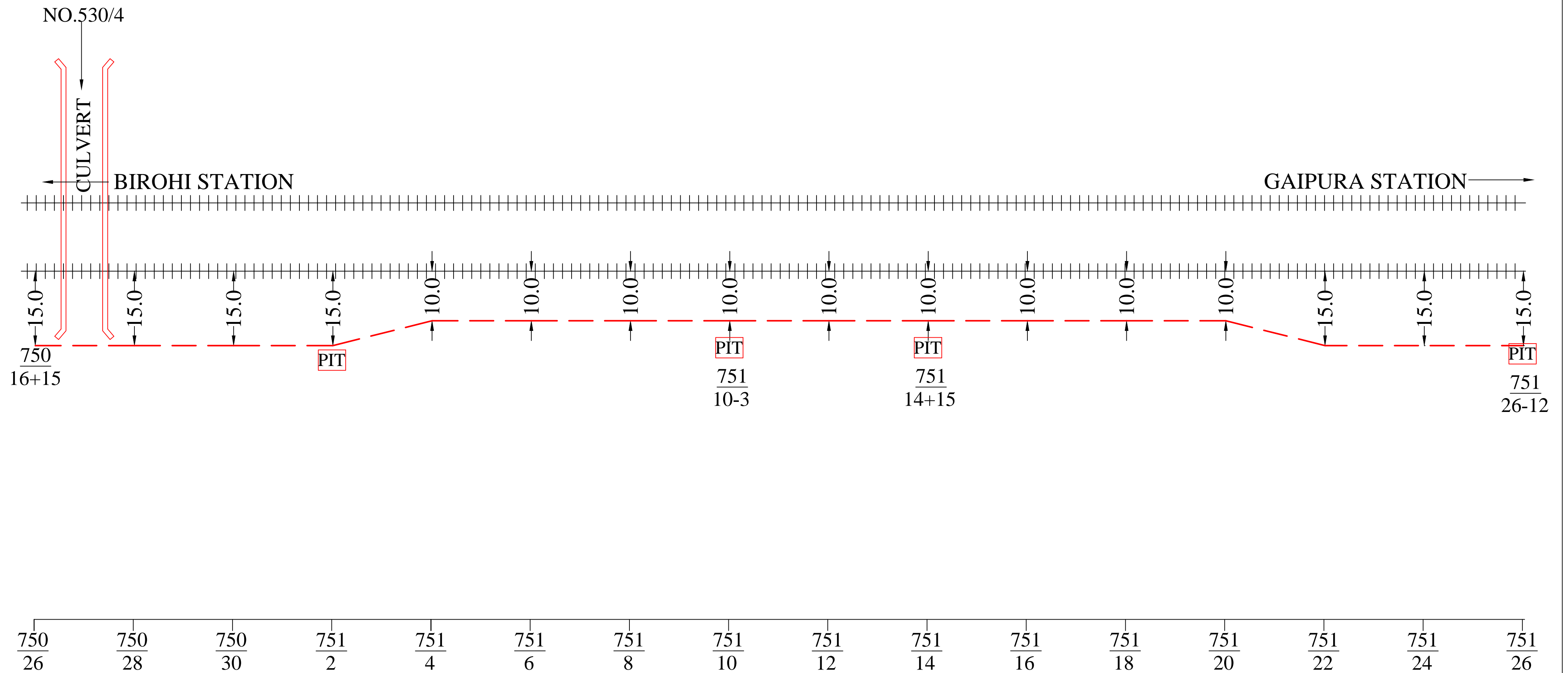


Note: - Laying of OFC as per RDSO L.NO.CBS/DCP/1, Dated 30.10.2009 & chief signal & Telecom Engineer/ALD L No. S&T/NCR/JPO(1/S&T/2012) Dated June 4, 2012)

APPROVED BY RAILWAYS			NORTH CENTRAL RAILWAY	RST INFOCOM PVT. LTD.		LEGENDS	
TCIL/NEW DELHI	SSE/T/NCRPU/PRYJ	Dy. CSTE/NCRPU/PRYJ		AS BUILT DIAGRAM OF 24F FOR THE ROUTE BIROHI TO GAIPURA	DRAWN BY:- NAND KISHORE Mob- +91 8960287304	CHECKED BY:-	RAILWAY LINE
			ALL DIMENSION ARE IN METER (NOT TO SCALE)		LIMITED HIEGHT SUBWAY		
						LC GATE/ LX GATE	x
						CULVERT/BRIDGE	— — — — —
						STATION	⊙
						GI PIPE	— — — — —
						DWC	
						RAILWAY BOUNDRY	— — — — —
						EXISTING 6 QUAD CABLE	— — — — —

As built diagram of 24F laid between Birohi Stn. to Gaipura Stn.

SHEET NO. 04 of 08

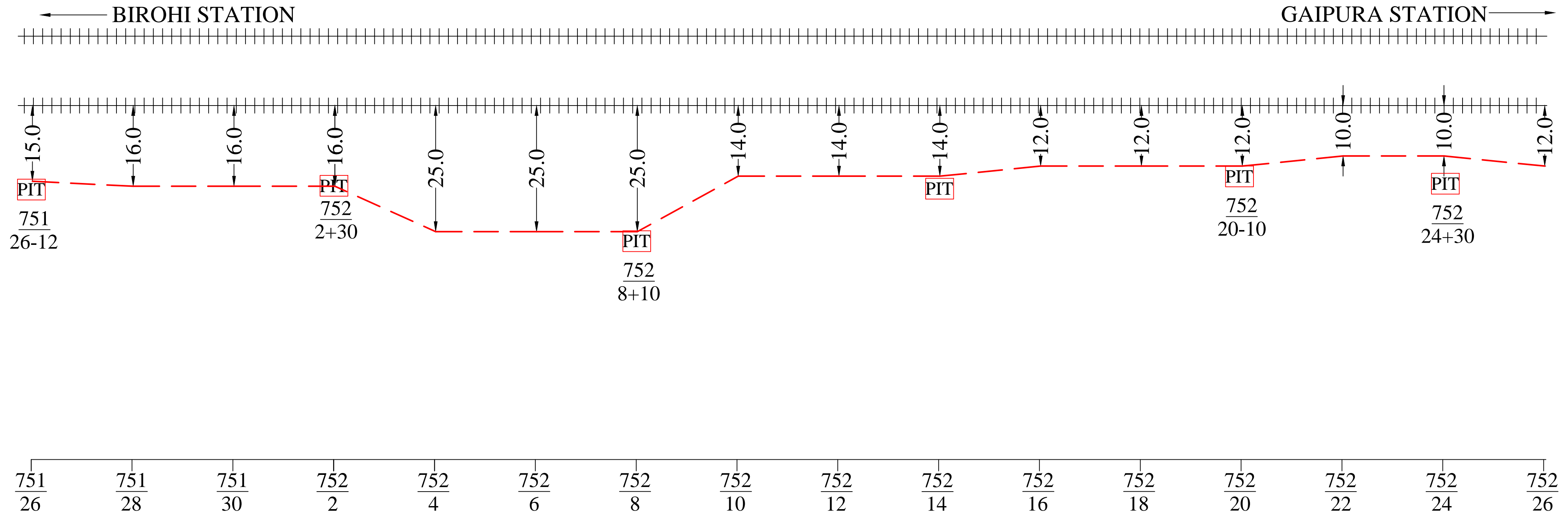


Note: - Laying of OFC as per RDSO L.NO.CBS/DCP/1, Dated 30.10.2009 & chief signal & Telecom Engineer/ALD L No. S&T/NCR/JPO(1/S&T/2012) Dated June 4, 2012)

APPROVED BY RAILWAYS			NORTH CENTRAL RAILWAY	RST INFOCOM PVT. LTD.	LEGENDS	
TCIL/NEW DELHI	SSE/T/NCRPU/PRYJ	Dy. CSTE/NCRPU/PRYJ	AS BUILT DIAGRAM OF 24F FOR THE ROUTE BIROHI TO GAIPURA	DRAWN BY:- NAND KISHORE Mob- +91 8960287304	CHECKED BY:-	RAILWAY LINE +++++
				ALL DIMENSION ARE IN METER (NOT TO SCALE)		LIMITED HIEGHT SUBWAY
					LC GATE/LX GATE x	NEW LAID OFC ---
					CULVERT/BRIDGE []	OFC JOINT ---o---
					STATION []	GI PIPE []
					DWC []	RAILWAY BOUNDRY - - -
					EXISTING 6 QUAD CABLE ---	

As built diagram of 24F laid between Birohi Stn. to Gaipura Stn.

SHEET NO. 05 of 08

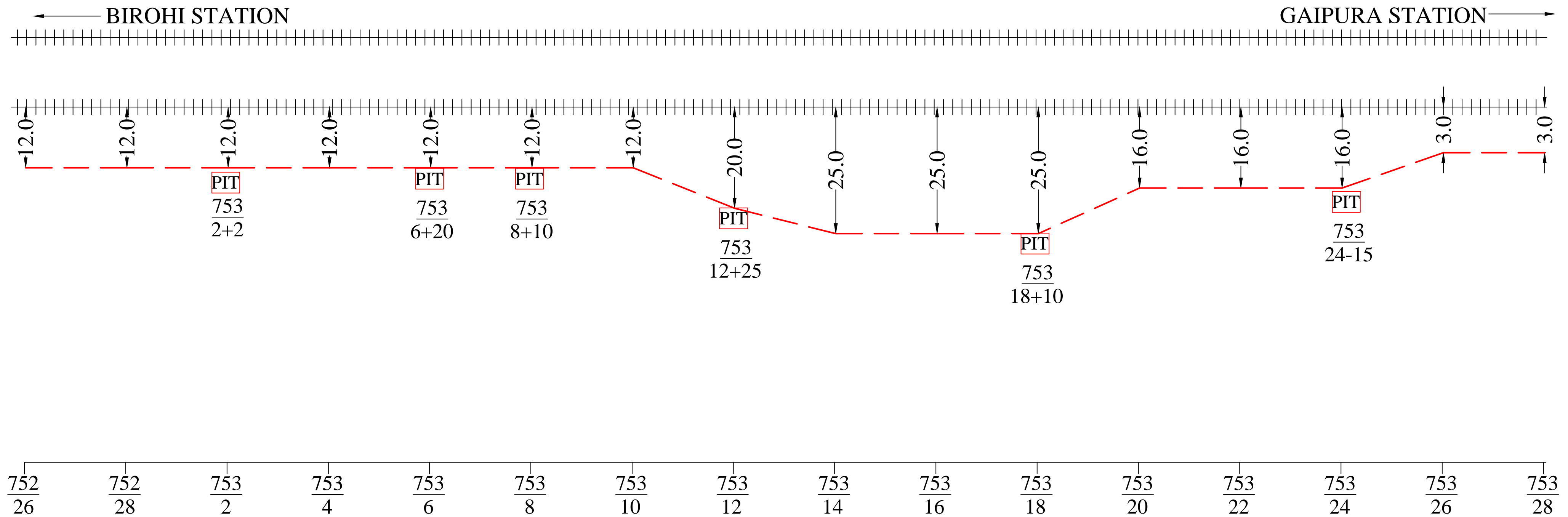


Note: - Laying of OFC as per RDSO L.NO.CBS/DCP/1, Dated 30.10.2009 & chief signal & Telecom Engineer/ALD L No. S&T/NCR/JPO(1/S&T/2012) Dated June 4, 2012)

APPROVED BY RAILWAYS			NORTH CENTRAL RAILWAY	RST INFOCOM PVT. LTD.		LEGENDS	
TCIL/NEW DELHI	SSE/T/NCRPU/PRYJ	Dy. CSTE/NCRPU/PRYJ	AS BUILT DIAGRAM OF 24F FOR THE ROUTE BIROHI TO GAIPURA	DRAWN BY:-	CHECKED BY:-	RAILWAY LINE	+++++
				NAND KISHORE Mob- +91 8960287304		NEW LAID OFC	---
				ALL DIMENSION ARE IN METER (NOT TO SCALE)		OFC JOINT	---○---
						LIMITED HIEGHT SUBWAY	
						LC GATE/ LX GATE	x x
						CULVERT/BRIDGE	
						STATION	⊙
						GI PIPE	⊖
						DWC	
						RAILWAY BOUNDRY	---
						EXISTING 6 QUAD CABLE	---

As built diagram of 24F laid between Birohi Stn. to Gaipura Stn.

SHEET NO. 06 of 08

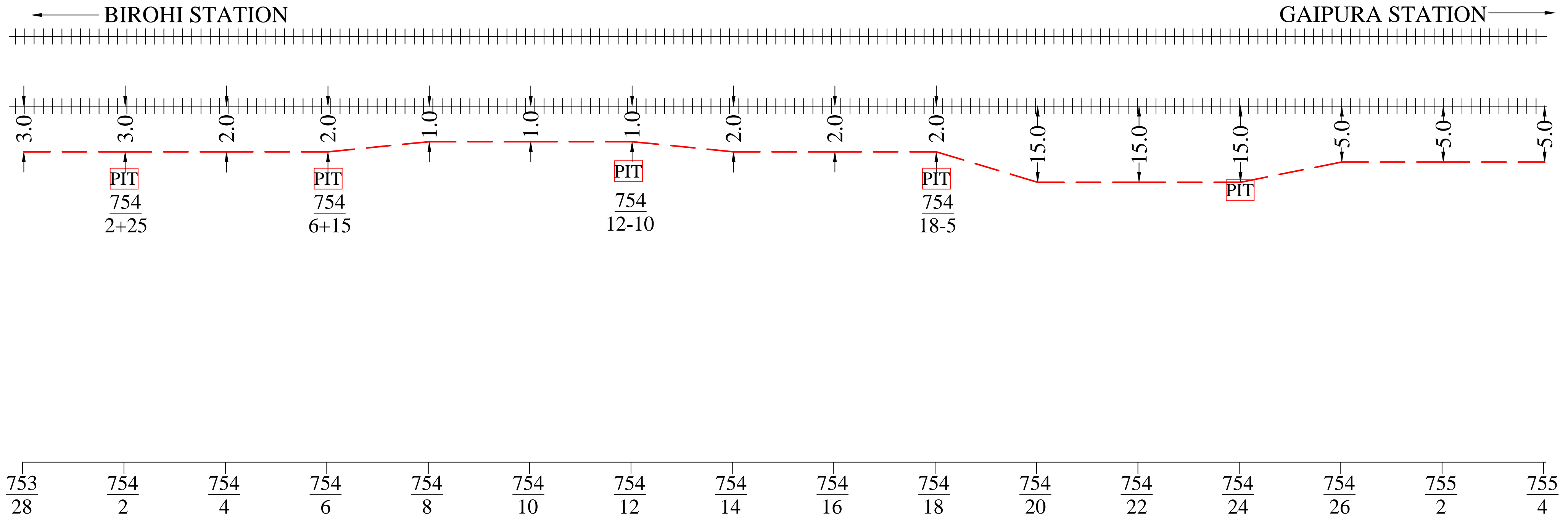


Note: - Laying of OFC as per RDSO L.NO.CBS/DCP/1, Dated 30.10.2009 & chief signal & Telecom Engineer/ALD L No. S&T/NCR/JPO(1/S&T/2012) Dated June 4, 2012)

APPROVED BY RAILWAYS			NORTH CENTRAL RAILWAY	RST INFOCOM PVT. LTD.		LEGENDS	
TCIL/NEW DELHI	SSE/T/NCRPU/PRYJ	Dy. CSTE/NCRPU/PRYJ	AS BUILT DIAGRAM OF 24F FOR THE ROUTE BIROHI TO GAIPURA	DRAWN BY:-	CHECKED BY:-	RAILWAY LINE	+++++
				NAND KISHORE Mob- +91 8960287304		NEW LAID OFC	-----
						OFC JOINT	---○---
						LIMITED HIEGHT SUBWAY	
						LC GATE/ LX GATE	x x
						CULVERT/BRIDGE	[]
						STATION	⊙
						GI PIPE	⊂
						DWC	⊂⊂⊂⊂
						RAILWAY BOUNDRY	-----
						EXISTING 6 QUAD CABLE	-----
ALL DIMENSION ARE IN METER (NOT TO SCALE)							

As built diagram of 24F laid between Birohi Stn. to Gaipura Stn.

SHEET NO. 07 of 08




Note: - Laying of OFC as per RDSO L.NO.CBS/DCP/1, Dated 30.10.2009 & chief signal & Telecom Engineer/ALD L No. S&T/NCR/JPO(1/S&T/2012) Dated June 4, 2012)

APPROVED BY RAILWAYS			NORTH CENTRAL RAILWAY	RST INFOCOM PVT. LTD.	LEGENDS	
TCIL/NEW DELHI	SSE/T/NCRPU/PRYJ	Dy. CSTE/NCRPU/PRYJ			AS BUILT DIAGRAM OF 24F FOR THE ROUTE BIROHI TO GAIPURA	DRAWN BY:- NAND KISHORE Mob- +91 8960287304
					ALL DIMENSION ARE IN METER (NOT TO SCALE)	
					STATION	
					GI PIPE	
					DWC	
					RAILWAY BOUNDRY	
					EXISTING 6 QUAD CABLE	


As built diagram of 24F laid between Birohi Stn. to Gaipura Stn.

SHEET NO. 08 of 08



Note: - Laying of OFC as per RDSO L.NO.CBS/DCP/1, Dated 30.10.2009 & chief signal & Telecom Engineer/ALD L No. S&T/NCR/JPO(1/S&T/2012) Dated June 4, 2012)

APPROVED BY RAILWAYS			NORTH CENTRAL RAILWAY	RST INFOCOM PVT. LTD.	LEGENDS	
TCIL/NEW DELHI	SSE/T/NCRPU/PRYJ	Dy. CSTE/NCRPU/PRYJ	AS BUILT DIAGRAM OF 24F FOR THE ROUTE BIROHI TO GAIPURA	DRAWN BY:- NAND KISHORE Mob- +91 8960287304	CHECKED BY:-	RAILWAY LINE
			ALL DIMENSION ARE IN METER (NOT TO SCALE)		STATION 	
					GI PIPE 	
					DWC 	
					RAILWAY BOUNDRY 	
					EXISTING 6 QUAD CABLE 	



NORTH CENTRAL RAILWAY

PRAYAGRAJ DIVISION

AS BUILT DIAGRAM OF 24 FIBER CABLE

SUB-SECTION :- Gaipura Stn. to Jigna Stn. (755/12 TO 762/16)

CONTRACTOR

RST INFOCOM PVT. LTD.

578, NIGAM CHAURHA, MUMFORDGANJ,

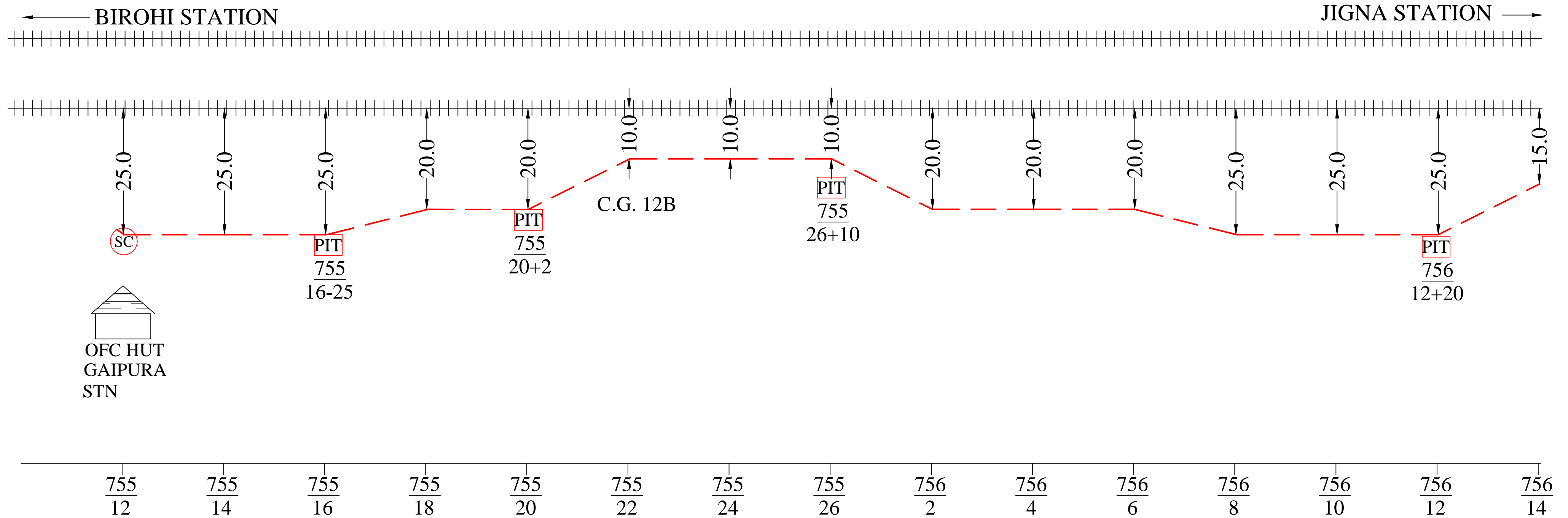
ALLAHABAD, UP.

email :- rst.ipl@gmail.com

Dy. CSTE/NCRPU/PRYJ

SSE/T/NCRPU/PRYJ

As built diagram of 24F laid between Gaipura Stn. To Jigna Stn.

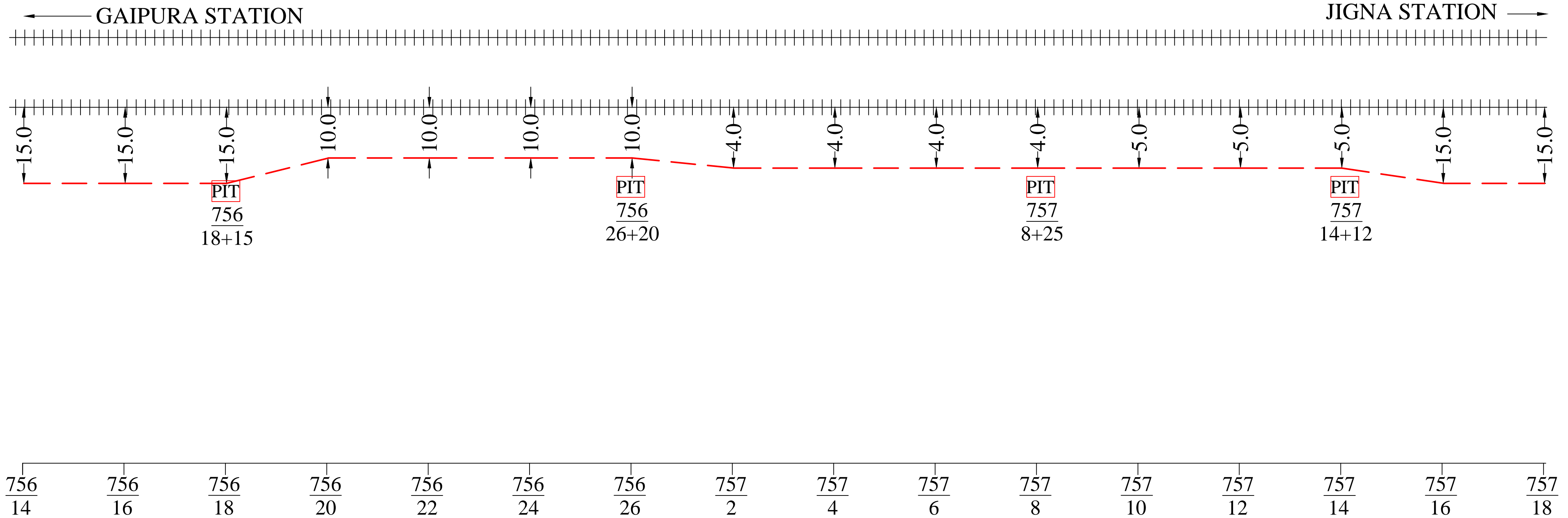


Note: - Laying of OFC as per RDSO L.NO.CBS/DCP/1, Dated 30.10.2009 & chief signal & Telecom Engineer/ALD L No. S&T/NCR/JPO(1/S&T/2012) Dated June 4, 2012)

APPROVED BY RAILWAYS			NORTH CENTRAL RAILWAY	RST INFOCOM PVT. LTD.		LEGENDS	
TCIL/NEW DELHI	SSE/T/NCRPU/PRYJ	Dy. CSTE/NCRPU/PRYJ	AS BUILT DIAGRAM OF 24F FOR THE ROUTE GAIPURA TO JIGNA	DRAWN BY:-	CHECKED BY:-	RAILWAY LINE	+++++
				NAND KISHORE Mob- +91 8960287304		LIMITED HIEGHT SUBWAY	
						LC GATE/LX GATE	x
						CULVERT/BRIDGE	— — — — —
						STATION	⊙
						GI PIPE	— — — — —
						DWC	
						RAILWAY BOUNDRY	— — — — —
						EXISTING 6 QUAD CABLE	— — — — —
ALL DIMENSION ARE IN METER (NOT TO SCALE)							

As built diagram of 24F laid between Gaipura Stn. To Jigna Stn.

SHEET NO. 2 of 7

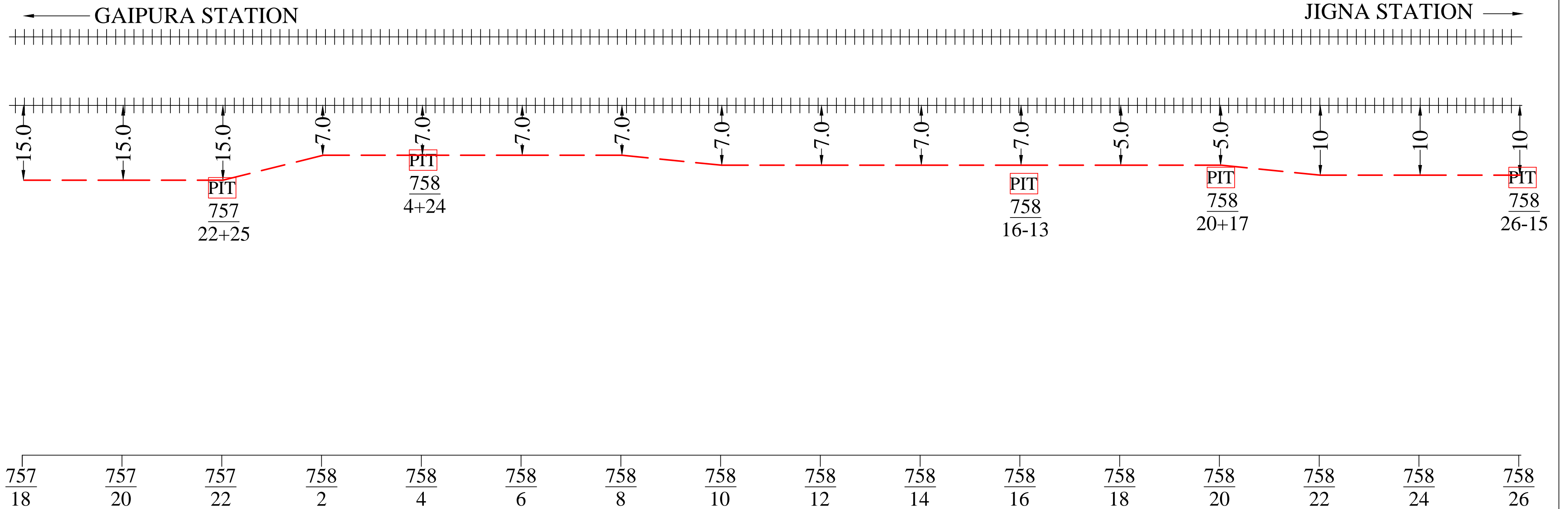


Note: - Laying of OFC as per RDSO L.NO.CBS/DCP/1, Dated 30.10.2009 & chief signal & Telecom Engineer/ALD L No. S&T/NCR/JPO(1/S&T/2012) Dated June 4, 2012)

APPROVED BY RAILWAYS			NORTH CENTRAL RAILWAY	RST INFOCOM PVT. LTD.		LEGENDS	
TCIL/NEW DELHI	SSE/T/NCRPU/PRYJ	Dy. CSTE/NCRPU/PRYJ	AS BUILT DIAGRAM OF 24F FOR THE ROUTE GAIPURA TO JIGNA	DRAWN BY:-	CHECKED BY:-	RAILWAY LINE	+++++
				NAND KISHORE Mob- +91 8960287304		NEW LAID OFC	— — — — —
						OFC JOINT	— ⊙ —
						LIMITED HIEGHT SUBWAY	
						LC GATE/ LX GATE	x x
						CULVERT/BRIDGE	— [] —
						STATION	⊙
						GI PIPE	— () —
						DWC	
						RAILWAY BOUNDRY	— - - —
						EXISTING 6 QUAD CABLE	— — — — —
				ALL DIMENSION ARE IN METER (NOT TO SCALE)			

As built diagram of 24F laid between Gaipura Stn. To Jigna Stn.

SHEET NO. 3 of 7



Note: - Laying of OFC as per RDSO L.NO.CBS/DCP/1, Dated 30.10.2009 & chief signal & Telecom Engineer/ALD L No. S&T/NCR/JPO(1/S&T/2012) Dated June 4, 2012)

APPROVED BY RAILWAYS

NORTH CENTRAL RAILWAY

RST INFOCOM PVT. LTD.

AS BUILT DIAGRAM OF 24F FOR THE ROUTE GAIPURA TO JIGNA

DRAWN BY:-
NAND KISHORE
Mob- +91 8960287304

CHECKED BY:-

ALL DIMENSION ARE IN METER (NOT TO SCALE)

TCIL/NEW DELHI

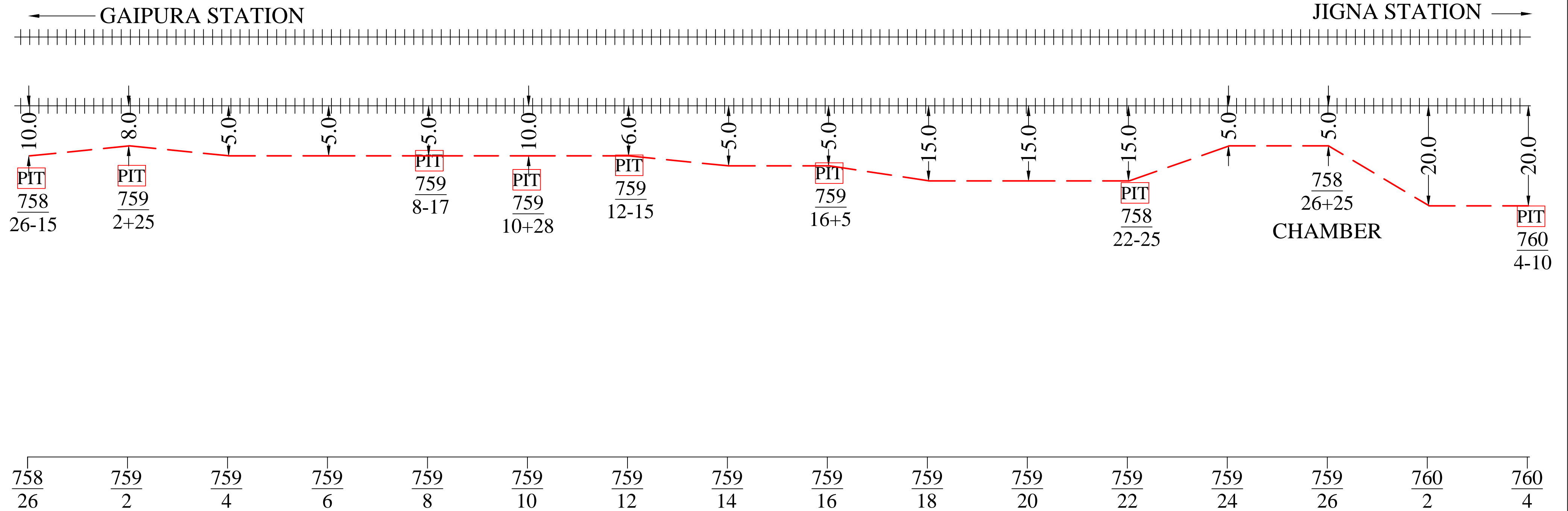
SSE/T/NCRPU/PRYJ

Dy. CSTE/NCRPU/PRYJ

LEGENDS

RAILWAY LINE	+++++
NEW LAID OFC	— — — — —
OFC JOINT	— — — — — (O) — — — — —
LIMITED HIEGHT SUBWAY	
LC GATE/ LX GATE	x x
CULVERT/BRIDGE	[— — — —]
STATION	(Station symbol)
GI PIPE	(Pipe symbol)
DWC	(DWC symbol)
RAILWAY BOUNDRY	- - - - -
EXISTING 6 QUAD CABLE	— — — — —

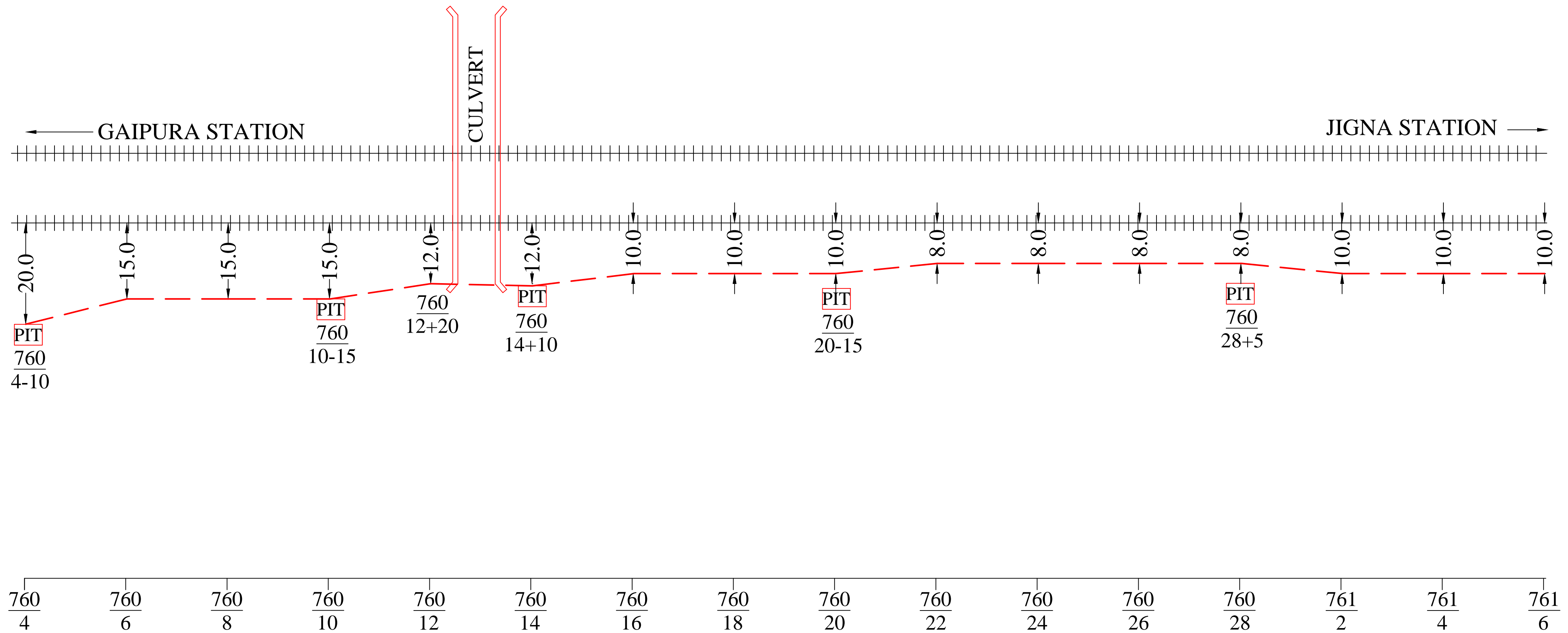
As built diagram of 24F laid between Gaipura Stn. To Jigna Stn.



Note: - Laying of OFC as per RDSO L.NO.CBS/DCP/1, Dated 30.10.2009 & chief signal & Telecom Engineer/ALD L No. S&T/NCR/JPO(1/S&T/2012) Dated June 4, 2012)

APPROVED BY RAILWAYS			NORTH CENTRAL RAILWAY	RST INFOCOM PVT. LTD.		LEGENDS	
TCIL/NEW DELHI	SSE/T/NCRPU/PRYJ	Dy. CSTE/NCRPU/PRYJ		AS BUILT DIAGRAM OF 24F FOR THE ROUTE GAIPURA TO JIGNA	DRAWN BY:- NAND KISHORE Mob- +91 8960287304	CHECKED BY:-	RAILWAY LINE
			ALL DIMENSION ARE IN METER (NOT TO SCALE)		NEW LAID OFC	---	
						OFC JOINT	⊙
						LIMITED HIEGHT SUBWAY	
						LC GATE/ LX GATE	x
						CULVERT/BRIDGE	— —
						STATION	⊙
						GI PIPE	⊂
						DWC	⊂⊂⊂
						RAILWAY BOUNDRY	---
						EXISTING 6 QUAD CABLE	---

As built diagram of 24F laid between Gaipura Stn. To Jigna Stn.

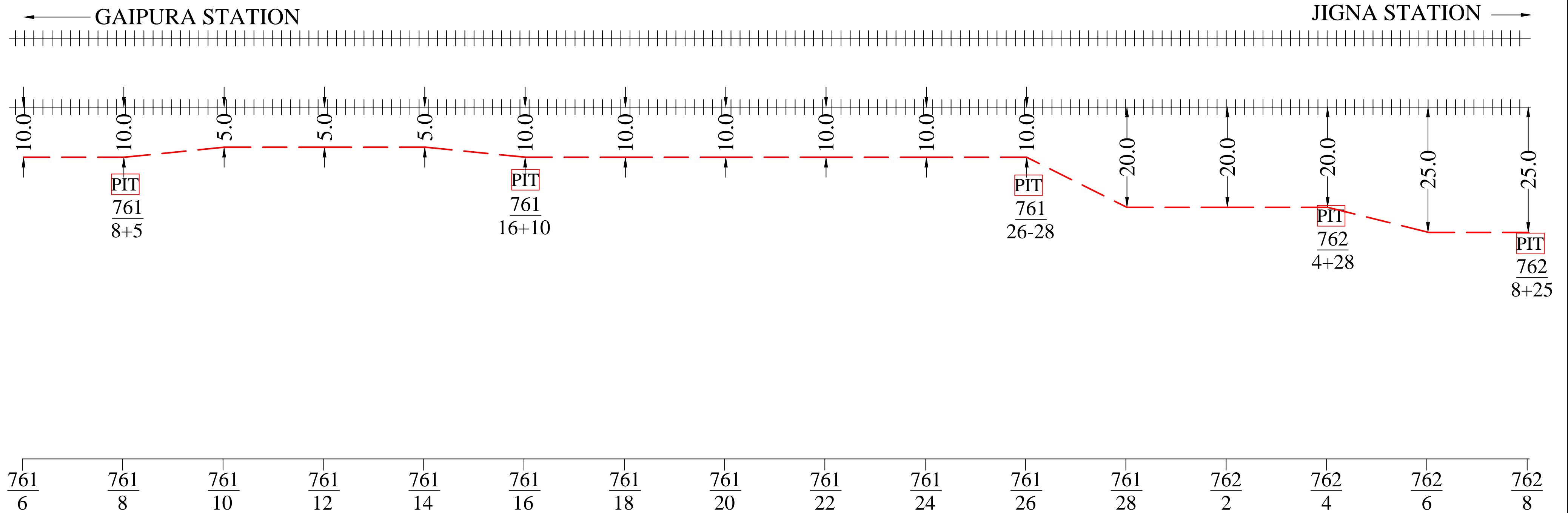


Note: - Laying of OFC as per RDSO L.NO.CBS/DCP/1, Dated 30.10.2009 & chief signal & Telecom Engineer/ALD L No. S&T/NCR/JPO(1/S&T/2012) Dated June 4, 2012)

APPROVED BY RAILWAYS			NORTH CENTRAL RAILWAY	RST INFOCOM PVT. LTD.		LEGENDS	
TCIL/NEW DELHI	SSE/T/NCRPU/PRYJ	Dy. CSTE/NCRPU/PRYJ	AS BUILT DIAGRAM OF 24F FOR THE ROUTE GAIPURA TO JIGNA	DRAWN BY:-	CHECKED BY:-	RAILWAY LINE	+++++
				NAND KISHORE Mob- +91 8960287304		STATION	
				ALL DIMENSION ARE IN METER (NOT TO SCALE)		LIMITED HIEGHT SUBWAY	
						LC GATE/ LX GATE	
						CULVERT/BRIDGE	
						GI PIPE	
						DWC	
						RAILWAY BOUNDRY	----
						EXISTING 6 QUAD CABLE	-----

As built diagram of 24F laid between Gaipura Stn. To Jigna Stn.

SHEET NO. 6 of 7




Note: - Laying of OFC as per RDSO L.NO.CBS/DCP/1, Dated 30.10.2009 & chief signal & Telecom Engineer/ALD L No. S&T/NCR/JPO(1/S&T/2012) Dated June 4, 2012)

APPROVED BY RAILWAYS			NORTH CENTRAL RAILWAY	RST INFOCOM PVT. LTD.	LEGENDS		
TCIL/NEW DELHI	SSE/T/NCRPU/PRYJ	Dy. CSTE/NCRPU/PRYJ	AS BUILT DIAGRAM OF 24F FOR THE ROUTE GAIPURA TO JIGNA	DRAWN BY:-	CHECKED BY:-	RAILWAY LINE	+++++
				NAND KISHORE Mob- +91 8960287304		NEW LAID OFC	---
				ALL DIMENSION ARE IN METER (NOT TO SCALE)		OFC JOINT	---○---
						LIMITED HIEGHT SUBWAY	
						LC GATE/ LX GATE	x x
						CULVERT/BRIDGE	[]
						STATION	⊙
						GI PIPE	⊂
						DWC	⊂⊂⊂⊂
						RAILWAY BOUNDRY	---
						EXISTING 6 QUAD CABLE	---

As built diagram of 24F laid between Gaipura Stn. To Jigna Stn.


SHEET NO. 07 of 07



Note: - Laying of OFC as per RDSO L.NO.CBS/DCP/1, Dated 30.10.2009 & chief signal & Telecom Engineer/ALD L No. S&T/NCR/JPO(1/S&T/2012) Dated June 4, 2012)

LEGENDS	
RAILWAY LINE	+++++
NEW LAID OFC	-----
OFC JOINT	-----○-----
LIMITED HIEGHT SUBWAY	
LC GATE/ LX GATE	x x
CULVERT/BRIDGE	=====
STATION	⊙
GI PIPE	⊔
DWC	⊔⊔⊔⊔
RAILWAY BOUNDRY	-----
EXISTING 6 QUAD CABLE	-----

APPROVED BY RAILWAYS			NORTH CENTRAL RAILWAY	RST INFOCOM PVT. LTD.
TCIL/NEW DELHI	SSE/T/NCRPU/PRYJ	Dy. CSTE/NCRPU/PRYJ		
			AS BUILT DIAGRAM OF 24F FOR THE ROUTE GAIPURA TO JIGNA	DRAWN BY:- NAND KISHORE Mob- +91 8960287304
				CHECKED BY:-
			ALL DIMENSION ARE IN METER (NOT TO SCALE)	



NORTH CENTRAL RAILWAY

PRAYAGRAJ DIVISION

AS BUILT DIAGRAM OF 24 FIBER CABLE

SUB-SECTION :- JIGNA Stn. to MANDA Stn. (762/16 TO 770/26)

CONTRACTOR

RST INFOCOM PVT. LTD.

578, NIGAM CHAURAHA, MUMFORDGANJ,

ALLAHABAD, UP.

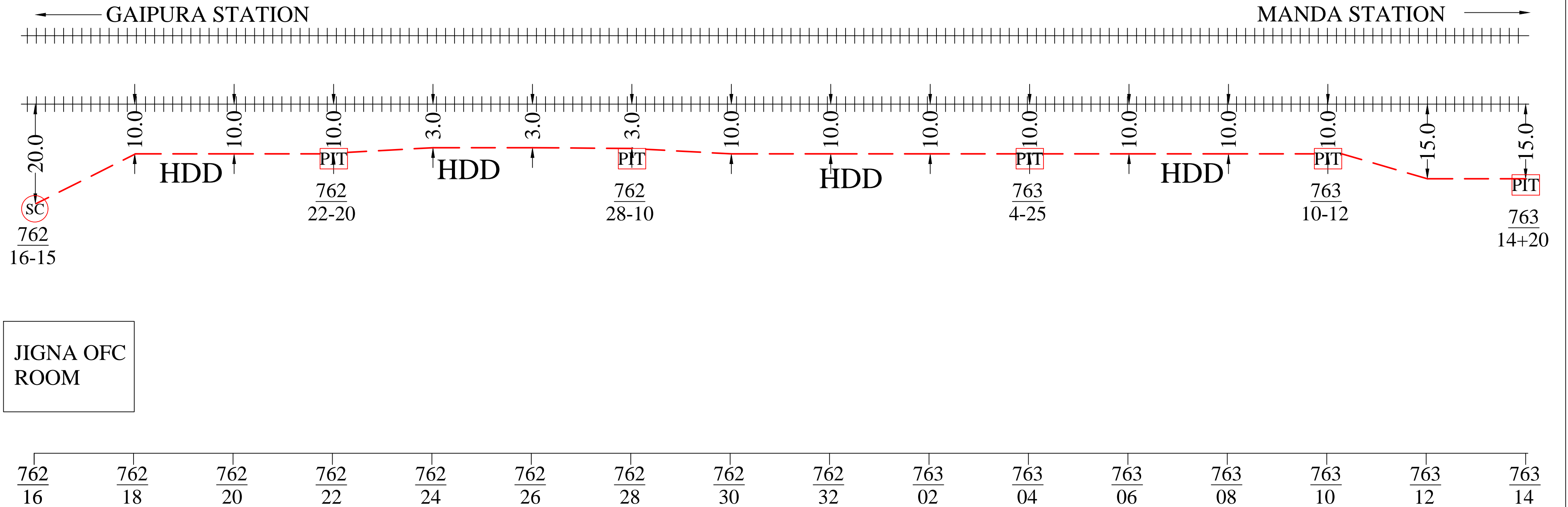
email :- rst.ipl@gmail.com

Dy. CSTE/NCRPU/PRYJ

SSE/T/NCRPU/PRYJ

As built diagram of 24F laid between JIGNA Stn. To MANDA Stn.

SHEET NO. 01 of 08

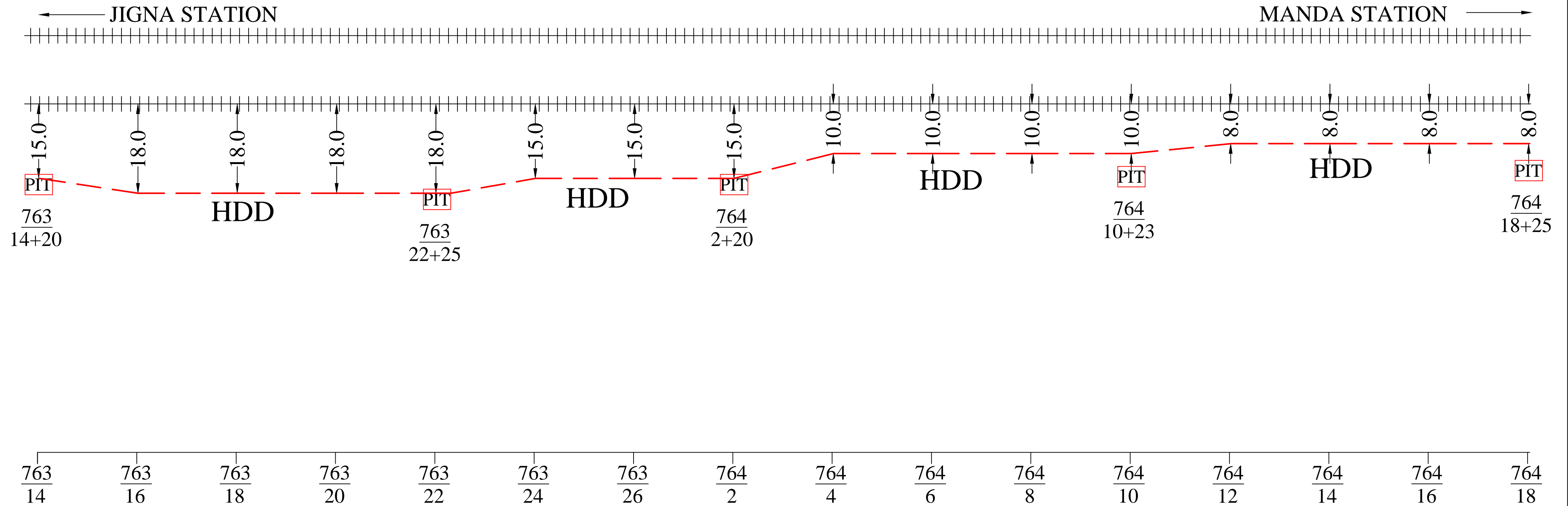


Note: - Laying of OFC as per RDSO L.NO.CBS/DCP/1, Dated 30.10.2009 & chief signal & Telecom Engineer/ALD L No. S&T/NCR/JPO(1/S&T/2012) Dated June 4, 2012)

APPROVED BY RAILWAYS			NORTH CENTRAL RAILWAY	RST INFOCOM PVT. LTD.		LEGENDS	
TCIL/NEW DELHI	SSE/T/NCRPU/PRYJ	Dy. CSTE/NCRPU/PRYJ	AS BUILT DIAGRAM OF 24F FOR THE ROUTE JIGNA TO MANDA	DRAWN BY:- NAND KISHORE Mob- +91 8960287304	CHECKED BY:-	RAILWAY LINE	+++++
				ALL DIMENSION ARE IN METER (NOT TO SCALE)		LIMITED HIEGHT SUBWAY	
						LC GATE/ LX GATE	x
						CULVERT/BRIDGE	
						STATION	⊙
						GI PIPE	⊖
						DWC	⊖⊖⊖
						RAILWAY BOUNDRY	- - -
						EXISTING 6 QUAD CABLE	— — —

As built diagram of 24F laid between JIGNA Stn. To MANDA Stn.

SHEET NO. 02 of 08



Note: - Laying of OFC as per RDSO L.NO.CBS/DCP/1, Dated 30.10.2009 & chief signal & Telecom Engineer/ALD L No. S&T/NCR/JPO(1/S&T/2012) Dated June 4, 2012)

APPROVED BY RAILWAYS

NORTH CENTRAL RAILWAY

RST INFOCOM PVT. LTD.

AS BUILT DIAGRAM OF 24F FOR THE ROUTE JIGNA TO MANDA

DRAWN BY:-
NAND KISHORE
Mob- +91 8960287304

CHECKED BY:-

ALL DIMENSION ARE IN METER (NOT TO SCALE)

TCIL/NEW DELHI

SSE/T/NCRPU/PRYJ

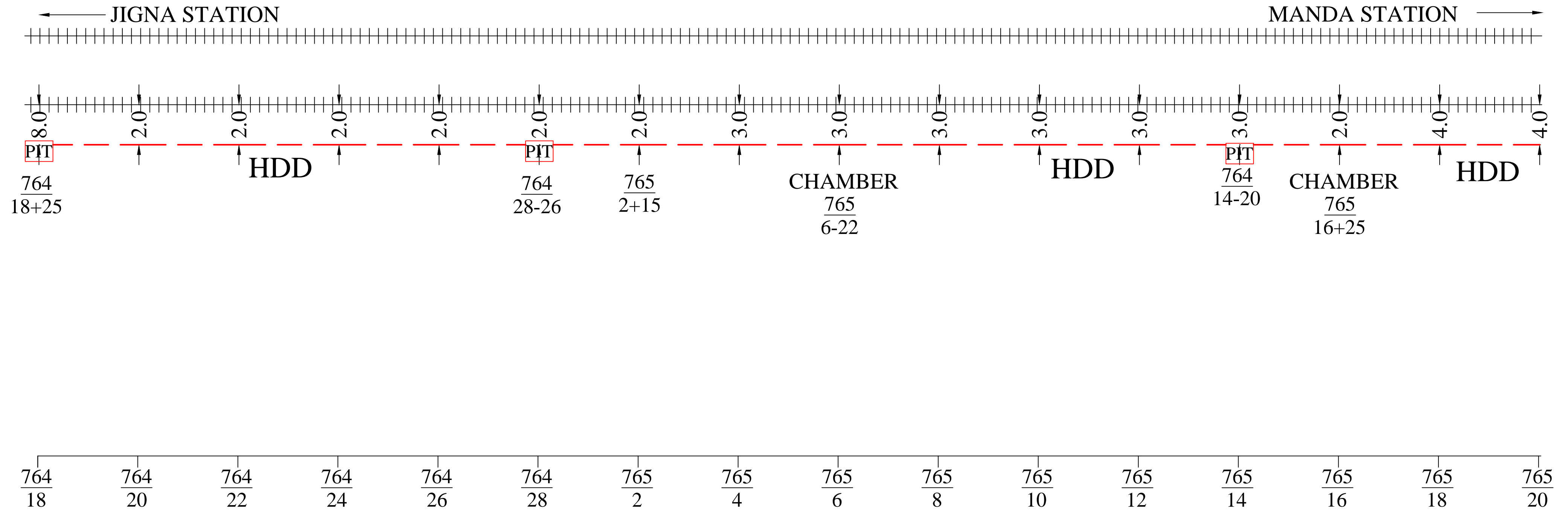
Dy. CSTE/NCRPU/PRYJ

LEGENDS

RAILWAY LINE	+++++
NEW LAID OFC	— — — — —
OFC JOINT	— — — — — ⊙ — — — — —
LIMITED HIEGHT SUBWAY	
LC GATE/ LX GATE	x x
CULVERT/BRIDGE	— — — — —
STATION	⊙
GI PIPE	⊂
DWC	⊂⊂⊂⊂⊂
RAILWAY BOUNDRY	— — — — —
EXISTING 6 QUAD CABLE	— — — — —

As built diagram of 24F laid between JIGNA Stn. To MANDA Stn.

SHEET NO. 03 of 08

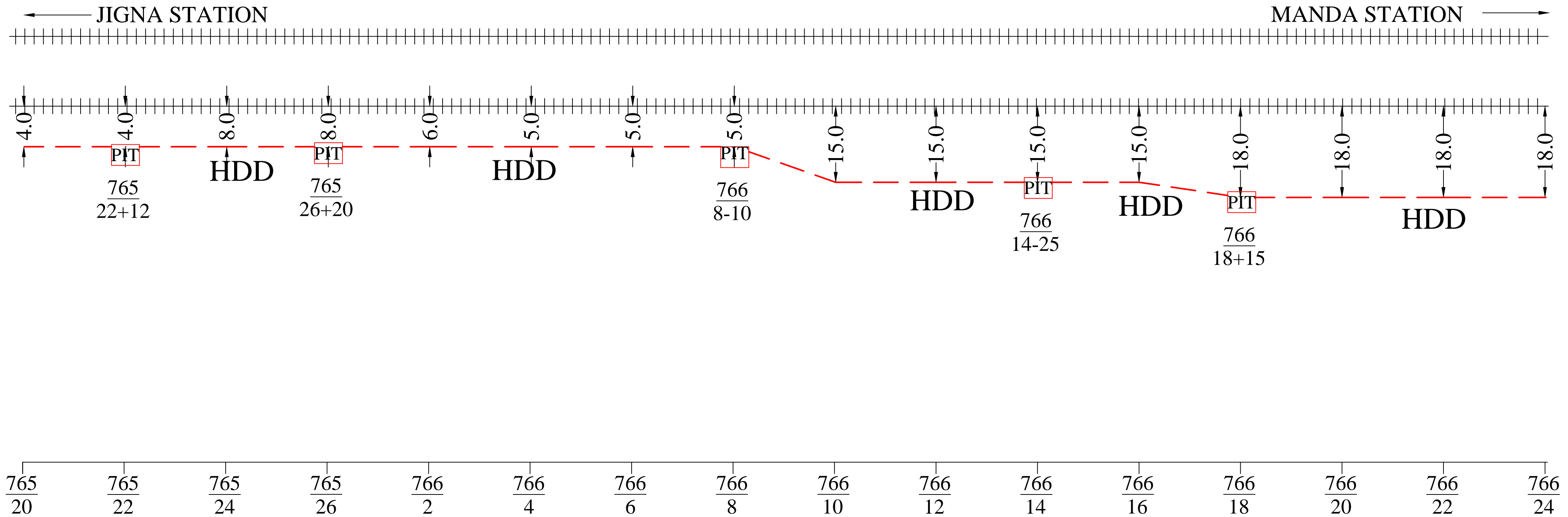


Note: - Laying of OFC as per RDSO L.NO.CBS/DCP/1, Dated 30.10.2009 & chief signal & Telecom Engineer/ALD L No. S&T/NCR/JPO(1/S&T/2012) Dated June 4, 2012)

APPROVED BY RAILWAYS			NORTH CENTRAL RAILWAY	RST INFOCOM PVT. LTD.	LEGENDS	
TCIL/NEW DELHI	SSE/T/NCRPU/PRYJ	Dy. CSTE/NCRPU/PRYJ	AS BUILT DIAGRAM OF 24F FOR THE ROUTE JIGNA TO MANDA	DRAWN BY:- NAND KISHORE Mob- +91 8960287304	CHECKED BY:-	RAILWAY LINE +++++
				ALL DIMENSION ARE IN METER (NOT TO SCALE)		NEW LAID OFC —————
						OFC JOINT —○—
						LIMITED HIEGHT SUBWAY
						LC GATE/ LX GATE x
						CULVERT/BRIDGE []
						STATION ⊙
						GI PIPE ⊔
						DWC ⊔⊔⊔
						RAILWAY BOUNDRY - - - -
						EXISTING 6 QUAD CABLE —————

As built diagram of 24F laid between JIGNA Stn. To MANDA Stn.

SHEET NO. 04 of 08



Note: - Laying of OFC as per RDSO L.NO.CBS/DCP/1, Dated 30.10.2009 & chief signal & Telecom Engineer/ALD L No. S&T/NCR/JPO(1/S&T/2012) Dated June 4, 2012)

APPROVED BY RAILWAYS

NORTH CENTRAL RAILWAY

RST INFOCOM PVT. LTD.

AS BUILT DIAGRAM OF 24F FOR THE ROUTE JIGNA TO MANDA

DRAWN BY:-
NAND KISHORE
Mob- +91 8960287304

CHECKED BY:-

ALL DIMENSION ARE IN METER (NOT TO SCALE)

TCIL/NEW DELHI

SSE/T/NCRPU/PRYJ

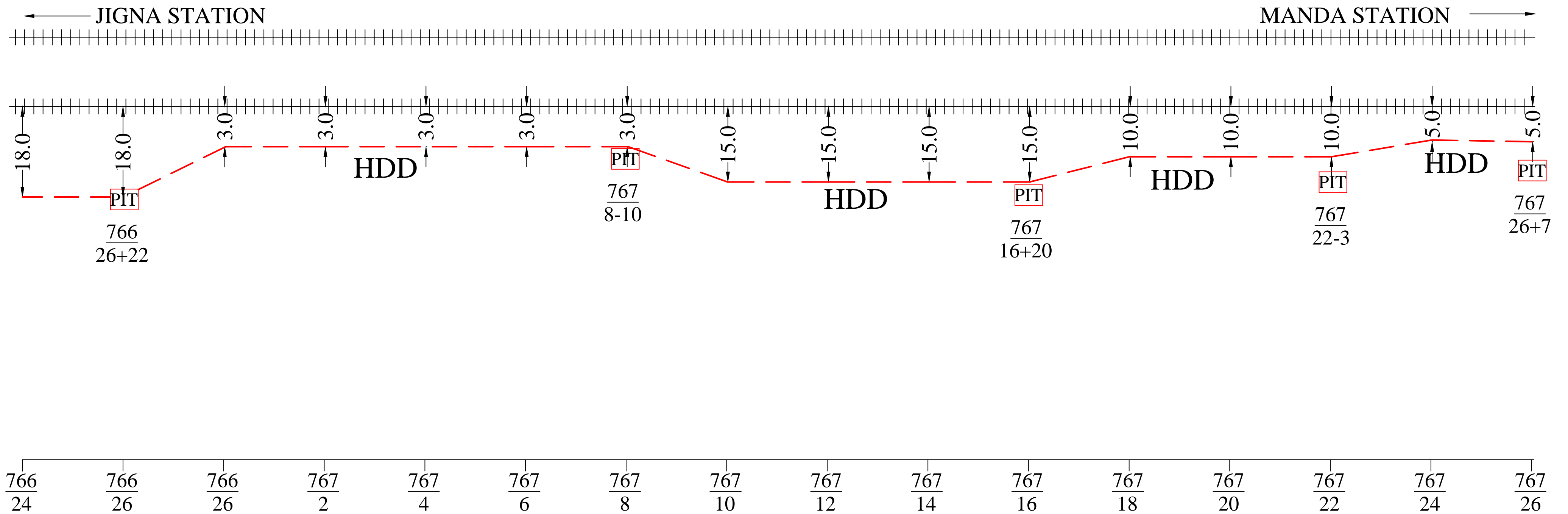
Dy. CSTE/NCRPU/PRYJ

LEGENDS

RAILWAY LINE	+++++
NEW LAID OFC	-----
OFC JOINT	○
LIMITED HIEGHT SUBWAY	
LC GATE/ LX GATE	x
CULVERT/BRIDGE	⌈ ⌋
STATION	⊙
GI PIPE	⌈ ⌋
DWC	⌈ ⌋
RAILWAY BOUNDRY	-----
EXISTING 6 QUAD CABLE	-----

As built diagram of 24F laid between JIGNA Stn. To MANDA Stn.

SHEET NO. 05 of 08

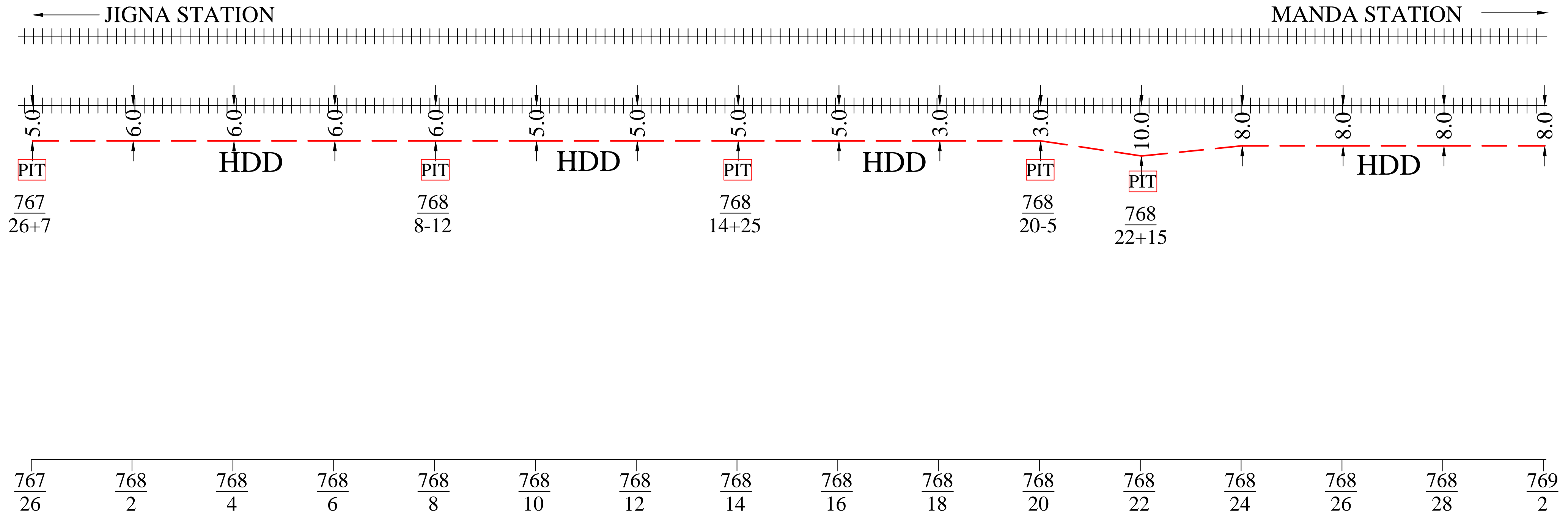


Note: - Laying of OFC as per RDSO L.NO.CBS/DCP/1, Dated 30.10.2009 & chief signal & Telecom Engineer/ALD L No. S&T/NCR/JPO(1/S&T/2012) Dated June 4, 2012)

APPROVED BY RAILWAYS			NORTH CENTRAL RAILWAY	RST INFOCOM PVT. LTD.	LEGENDS	
TCIL/NEW DELHI	SSE/T/NCRPU/PRYJ	Dy. CSTE/NCRPU/PRYJ	AS BUILT DIAGRAM OF 24F FOR THE ROUTE JIGNA TO MANDA	DRAWN BY:-	CHECKED BY:-	RAILWAY LINE
				NAND KISHORE Mob- +91 8960287304		NEW LAID OFC
				ALL DIMENSION ARE IN METER (NOT TO SCALE)		OFC JOINT
						LIMITED HIEGHT SUBWAY
						LC GATE/ LX GATE
						CULVERT/BRIDGE
						STATION
						GI PIPE
						DWC
						RAILWAY BOUNDRY
						EXISTING 6 QUAD CABLE

As built diagram of 24F laid between JIGNA Stn. To MANDA Stn.

SHEET NO. 06 of 08

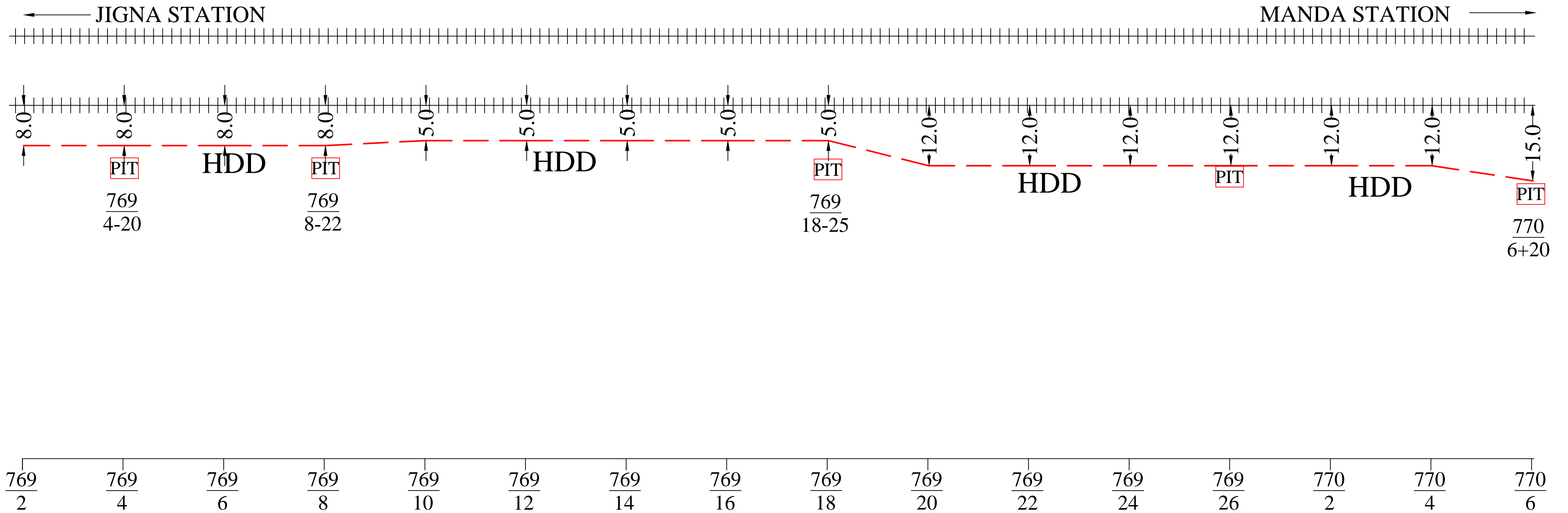


Note: - Laying of OFC as per RDSO L.NO.CBS/DCP/1, Dated 30.10.2009 & chief signal & Telecom Engineer/ALD L No. S&T/NCR/JPO(1/S&T/2012) Dated June 4, 2012)

APPROVED BY RAILWAYS			NORTH CENTRAL RAILWAY	RST INFOCOM PVT. LTD.		LEGENDS	
TCIL/NEW DELHI	SSE/T/NCRPU/PRYJ	Dy. CSTE/NCRPU/PRYJ	AS BUILT DIAGRAM OF 24F FOR THE ROUTE JIGNA TO MANDA	DRAWN BY:-	CHECKED BY:-	RAILWAY LINE	+++++
				NAND KISHORE Mob- +91 8960287304		STATION	
				ALL DIMENSION ARE IN METER (NOT TO SCALE)		LIMITED HIEGHT SUBWAY	
						LC GATE/ LX GATE	
						CULVERT/BRIDGE	
						GI PIPE	
						DWC	
						RAILWAY BOUNDRY	----
						EXISTING 6 QUAD CABLE	=====

As built diagram of 24F laid between JIGNA Stn. To MANDA Stn.

SHEET NO. 07 of 08



Note: - Laying of OFC as per RDSO L.NO.CBS/DCP/1, Dated 30.10.2009 & chief signal & Telecom Engineer/ALD L No. S&T/NCR/JPO(1/S&T/2012) Dated June 4, 2012)

APPROVED BY RAILWAYS		
TCIL/NEW DELHI	SSE/T/NCRPU/PRYJ	Dy. CSTE/NCRPU/PRYJ

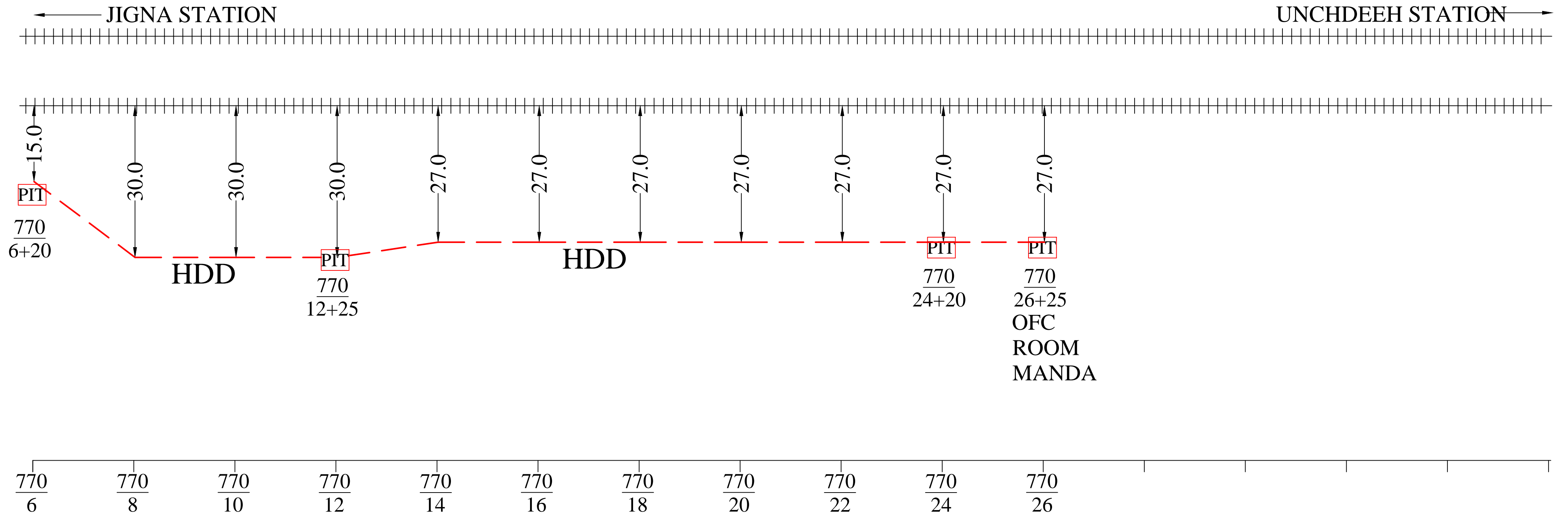
NORTH CENTRAL RAILWAY
AS BUILT DIAGRAM OF 24F FOR THE ROUTE JIGNA TO MANDA

RST INFOCOM PVT. LTD.	
DRAWN BY:- NAND KISHORE Mob- +91 8960287304	CHECKED BY:-
ALL DIMENSION ARE IN METER (NOT TO SCALE)	

LEGENDS	
RAILWAY LINE	+++++
NEW LAID OFC	— — — — —
OFC JOINT	— — — — — ⊙ — — — — —
LIMITED HIEGHT SUBWAY	
LC GATE/ LX GATE	x x
CULVERT/BRIDGE	[— — — —]
STATION	⊙
GI PIPE	⊂
DWC	⊂⊂⊂⊂⊂
RAILWAY BOUNDRY	- - - - -
EXISTING 6 QUAD CABLE	— — — — —


As built diagram of 24F laid between JIGNA Stn. To MANDA Stn.

SHEET NO. 08 of 08



Note: - Laying of OFC as per RDSO L.NO.CBS/DCP/1, Dated 30.10.2009 & chief signal & Telecom Engineer/ALD L No. S&T/NCR/JPO(1/S&T/2012) Dated June 4, 2012)

APPROVED BY RAILWAYS			NORTH CENTRAL RAILWAY	RST INFOCOM PVT. LTD.	LEGENDS	
TCIL/NEW DELHI	SSE/T/NCRPU/PRYJ	Dy. CSTE/NCRPU/PRYJ	AS BUILT DIAGRAM OF 24F FOR THE ROUTE JIGNA TO MANDA	DRAWN BY:- NAND KISHORE Mob- +91 8960287304	CHECKED BY:-	RAILWAY LINE
			ALL DIMENSION ARE IN METER (NOT TO SCALE)		NEW LAID OFC 	
					OFC JOINT 	
					LIMITED HIEGHT SUBWAY 	
					LC GATE/ LX GATE 	
					CULVERT/BRIDGE 	
					STATION 	
					GI PIPE 	
					DWC 	
					RAILWAY BOUNDRY 	
					EXISTING 6 QUAD CABLE 	



NORTH CENTRAL RAILWAY

PRAYAGRAJ DIVISION

AS BUILT DIAGRAM OF 24 FIBER CABLE

SUB-SECTION :- MANDA Stn. to UNCHDEEH Stn. (770/26 TO 778/28)

CONTRACTOR

RST INFOCOM PVT. LTD.

578, NIGAM CHAURAHA, MUMFORDGANJ,

ALLAHABAD, UP.

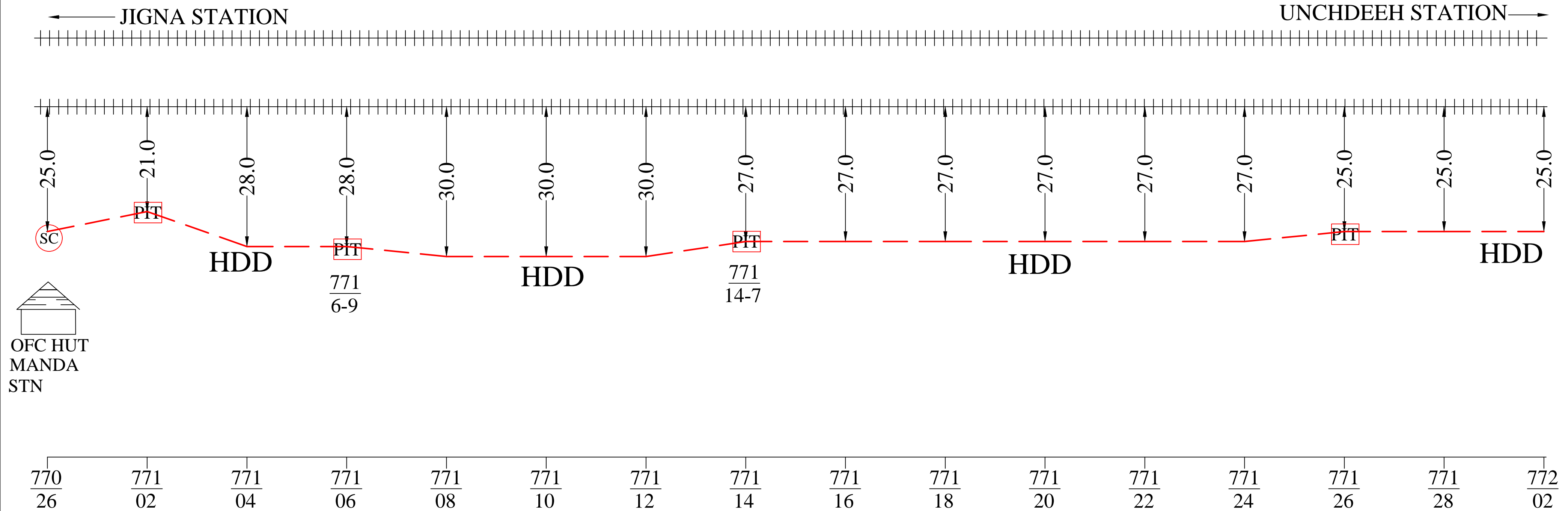
email :- rst.ipl@gmail.com

Dy. CSTE/NCRPU/PRYJ

SSE/T/NCRPU/PRYJ

As built diagram of 24F laid between Manda Stn. To Unchdeeh Stn.

SHEET NO. 1 of 7



Note: - Laying of OFC as per RDSO L.NO.CBS/DCP/1, Dated 30.10.2009 & chief signal & Telecom Engineer/ALD L No. S&T/NCR/JPO(1/S&T/2012) Dated June 4, 2012)

APPROVED BY RAILWAYS

NORTH CENTRAL
RAILWAY

RST INFOCOM
PVT. LTD.

AS BUILT DIAGRAM OF
24F FOR THE ROUTE
MANDA TO UNCHDEEH

DRAWN BY:-
NAND KISHORE
Mob- +91 8960287304

CHECKED BY:-

ALL DIMENSION ARE IN METER
(NOT TO SCALE)

RAILWAY LINE	+++++
NEW LAID OFC	—————
OFC JOINT	———○———
LIMITED HIEGHT SUBWAY	
LC GATE/ LX GATE	 x
CULVERT/BRIDGE	—————
STATION	⊙
GI PIPE	⊂
DWC	⊂
RAILWAY BOUNDRY	———
EXISTING 6 QUAD CABLE	—————

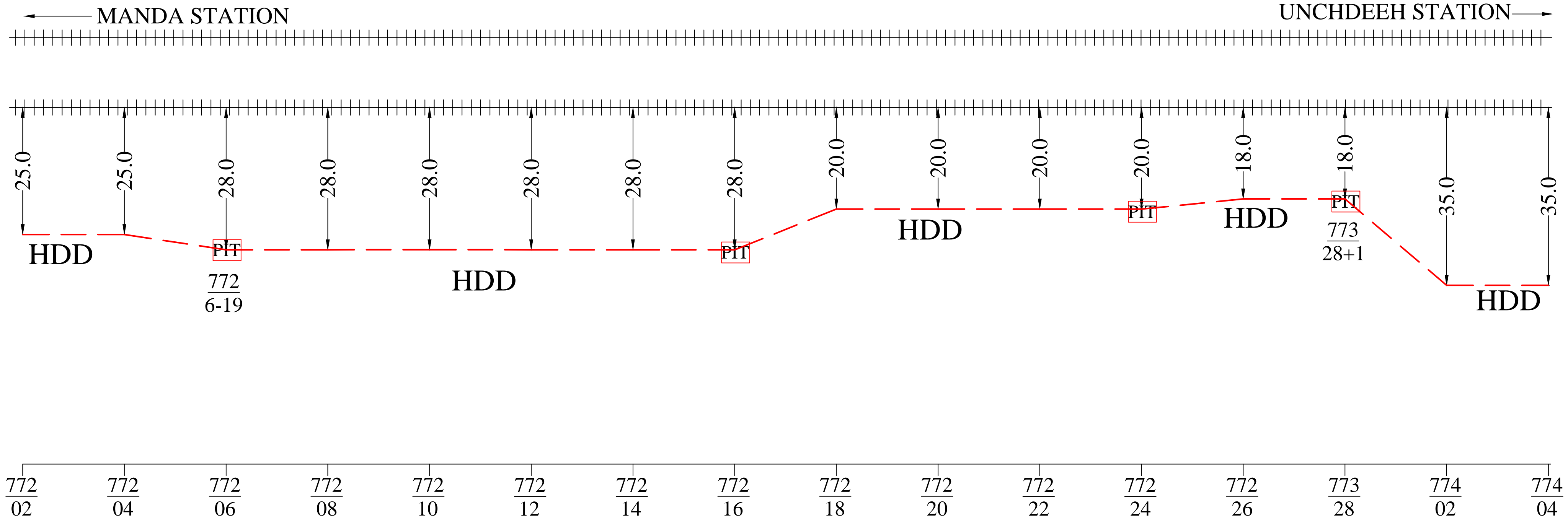
TCIL/NEW DELHI

SSE/T/NCRPU/PYJ

Dy. CSTE/NCRPU/PYJ

As built diagram of 24F laid between Manda Stn. To Unchdeeh Stn.

SHEET NO. 2 of 7

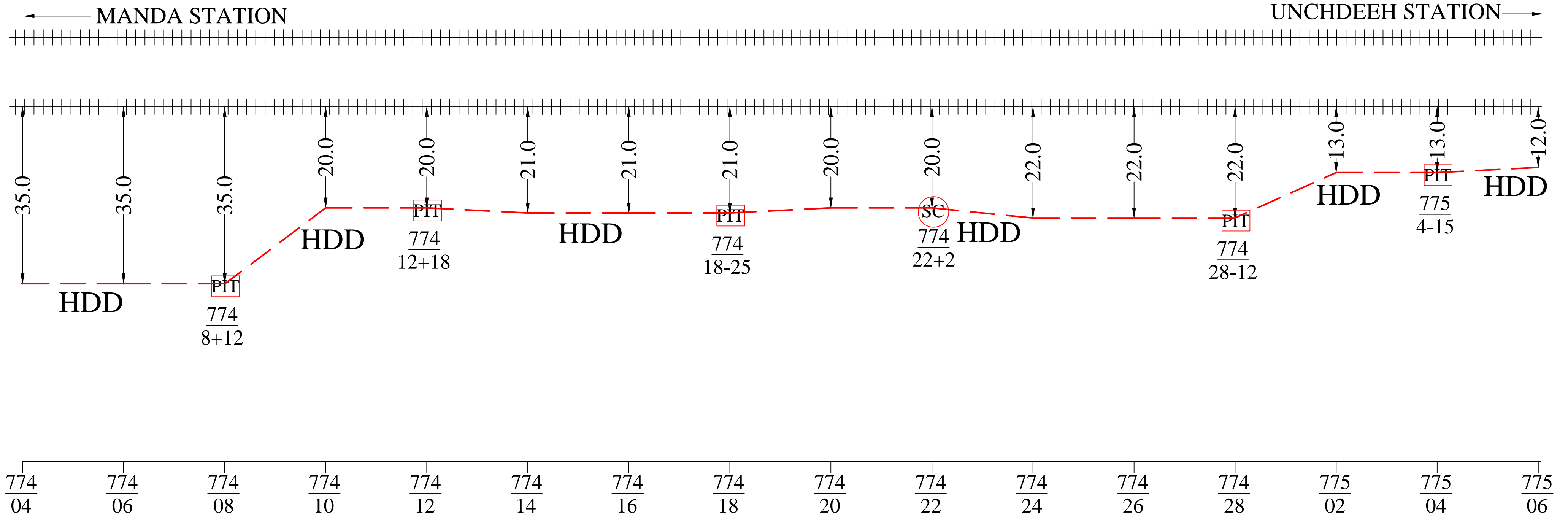


Note: - Laying of OFC as per RDSO L.NO.CBS/DCP/1, Dated 30.10.2009 & chief signal & Telecom Engineer/ALD L No. S&T/NCR/JPO(1/S&T/2012) Dated June 4, 2012)

APPROVED BY RAILWAYS			NORTH CENTRAL RAILWAY	RST INFOCOM PVT. LTD.		RAILWAY LINE	+++++
TCIL/NEW DELHI	SSE/T/NCRPU/PRYJ	Dy. CSTE/NCRPU/PRYJ		AS BUILT DIAGRAM OF 24F FOR THE ROUTE MANDA TO UNCHDEEH	DRAWN BY:-	CHECKED BY:-	NEW LAID OFC
			ALL DIMENSION ARE IN METER (NOT TO SCALE)		OFC JOINT	---○---	
						LIMITED HIEGHT SUBWAY	
						LC GATE/ LX GATE	x x
						CULVERT/BRIDGE	[]
						STATION	Ⓜ
						GI PIPE	○
						DWC	
						RAILWAY BOUNDRY	---
						EXISTING 6 QUAD CABLE	---

As built diagram of 24F laid between Manda Stn. To Unchdeeh Stn.

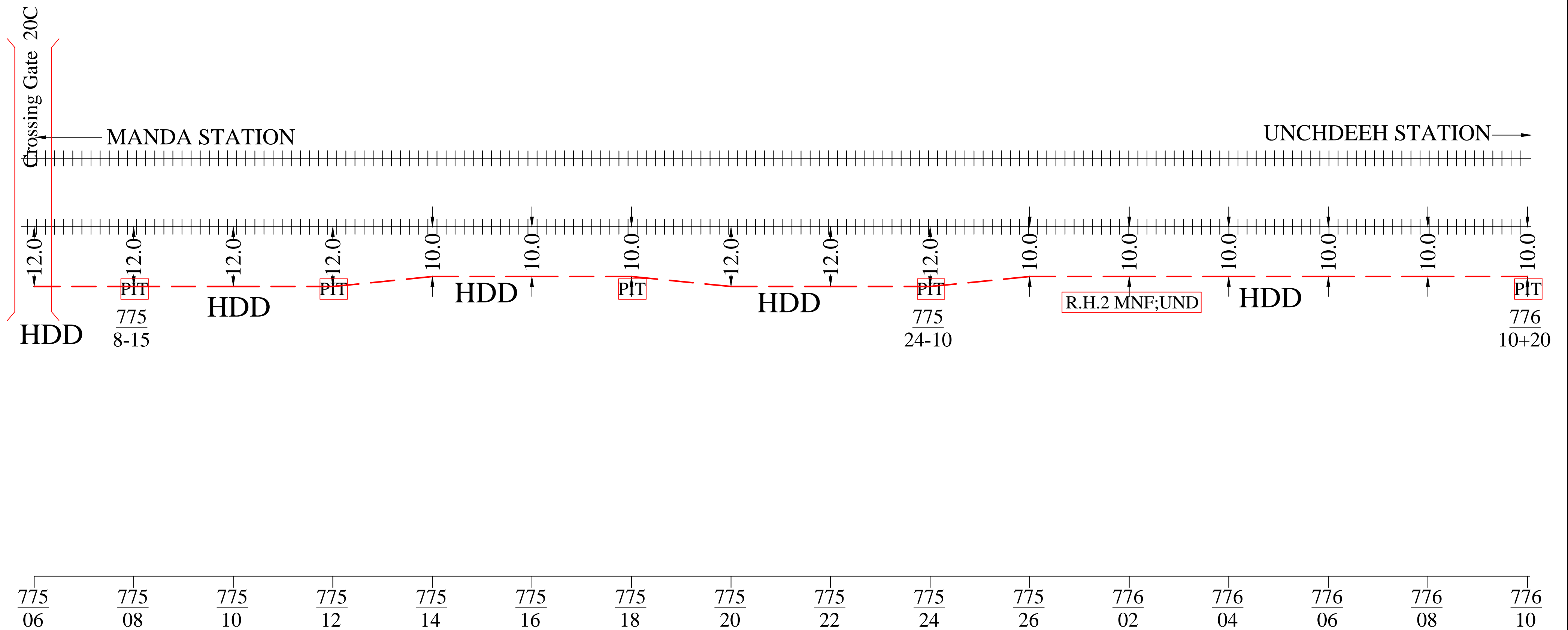
SHEET NO. 3 of 7



Note: - Laying of OFC as per RDSO L.NO.CBS/DCP/1, Dated 30.10.2009 & chief signal & Telecom Engineer/ALD L No. S&T/NCR/JPO(1/S&T/2012) Dated June 4, 2012)

APPROVED BY RAILWAYS			NORTH CENTRAL RAILWAY	RST INFOCOM PVT. LTD.		RAILWAY LINE	+++++
TCIL/NEW DELHI	SSE/T/NCRPU/PRYJ	Dy. CSTE/NCRPU/PRYJ	AS BUILT DIAGRAM OF 24F FOR THE ROUTE MANDA TO UNCHDEEH	DRAWN BY:- NAND KISHORE Mob- +91 8960287304	CHECKED BY:-	NEW LAID OFC	—————
						STATION	
						LIMITED HIEGHT SUBWAY	
						LC GATE/ LX GATE	
						CULVERT/BRIDGE	
						GI PIPE	
						DWC	
						RAILWAY BOUNDRY	— — — —
						EXISTING 6 QUAD CABLE	—————
						ALL DIMENSION ARE IN METER (NOT TO SCALE)	

As built diagram of 24F laid between Manda Stn. To Unchdeeh Stn.



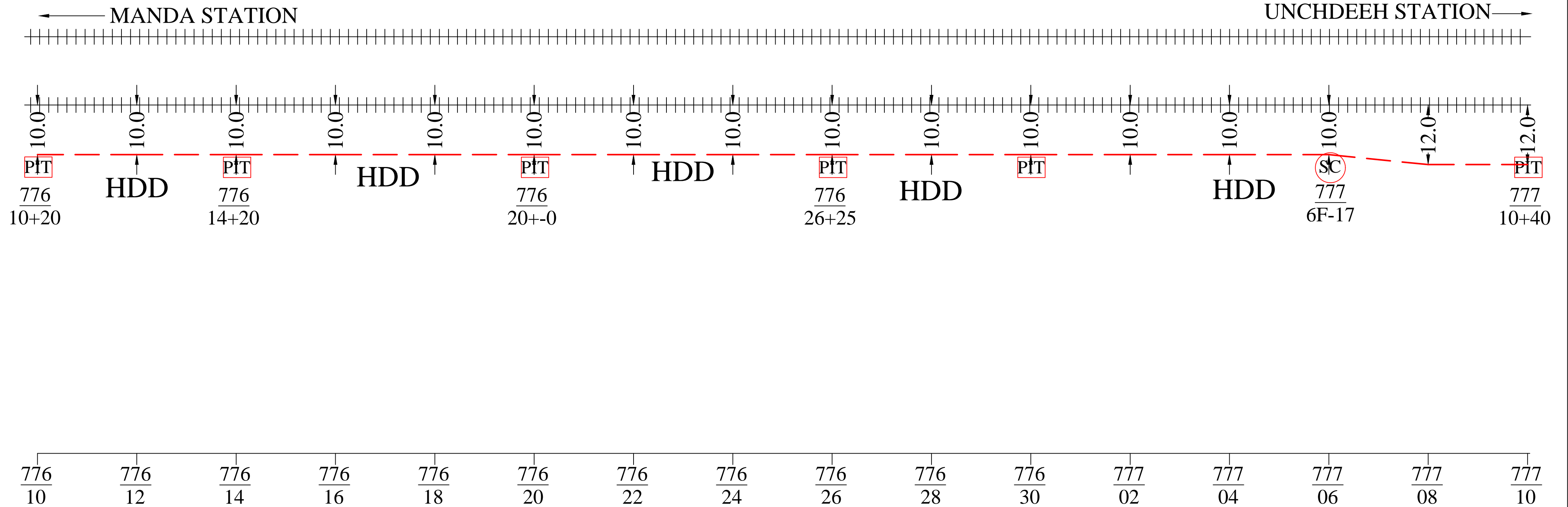
Note: - Laying of OFC as per RDSO L.NO.CBS/DCP/1, Dated 30.10.2009 & chief signal & Telecom Engineer/ALD L No. S&T/NCR/JPO(1/S&T/2012) Dated June 4, 2012)

APPROVED BY RAILWAYS			NORTH CENTRAL RAILWAY	RST INFOCOM PVT. LTD.		RAILWAY LINE	+++++
TCIL/NEW DELHI	SSE/T/NCRPU/PRYJ	Dy. CSTE/NCRPU/PRYJ	AS BUILT DIAGRAM OF 24F FOR THE ROUTE MANDA TO UNCHDEEH	DRAWN BY:- NAND KISHORE Mob- +91 8960287304	CHECKED BY:-	NEW LAID OFC	-----
						STATION	
						LIMITED HIEGHT SUBWAY	
						LC GATE/ LX GATE	
						CULVERT/BRIDGE	
						GI PIPE	
						DWC	
						RAILWAY BOUNDRY	-----
						EXISTING 6 QUAD CABLE	-----

ALL DIMENSION ARE IN METER (NOT TO SCALE)

As built diagram of 24F laid between Manda Stn. To Unchdeeh Stn.

SHEET NO. 5 of 7



Note: - Laying of OFC as per RDSO L.NO.CBS/DCP/1, Dated 30.10.2009 & chief signal & Telecom Engineer/ALD L No. S&T/NCR/JPO(1/S&T/2012) Dated June 4, 2012)

RAILWAY LINE	+++++
NEW LAID OFC	—————
OFC JOINT	—————○—————
LIMITED HIEGHT SUBWAY	
LC GATE/ LX GATE	x x
CULVERT/BRIDGE	—————
STATION	⊙
GI PIPE	⊖
DWC	⊖⊖⊖⊖
RAILWAY BOUNDRY	—————
EXISTING 6 QUAD CABLE	—————

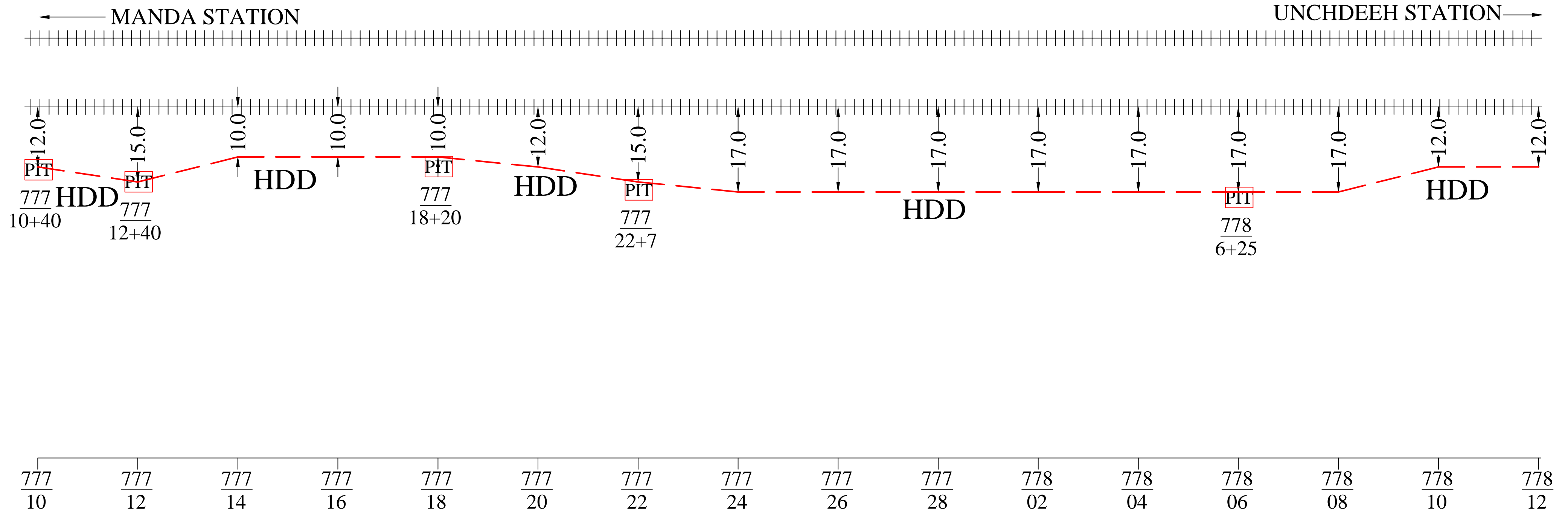
APPROVED BY RAILWAYS		
TCIL/NEW DELHI	SSE/T/NCRPU/PRYJ	Dy. CSTE/NCRPU/PRYJ

NORTH CENTRAL RAILWAY
AS BUILT DIAGRAM OF 24F FOR THE ROUTE MANDA TO UNCHDEEH

RST INFOCOM PVT. LTD.	
DRAWN BY:- NAND KISHORE Mob- +91 8960287304	CHECKED BY:-
ALL DIMENSION ARE IN METER (NOT TO SCALE)	

As built diagram of 24F laid between Manda Stn. To Unchdeeh Stn.

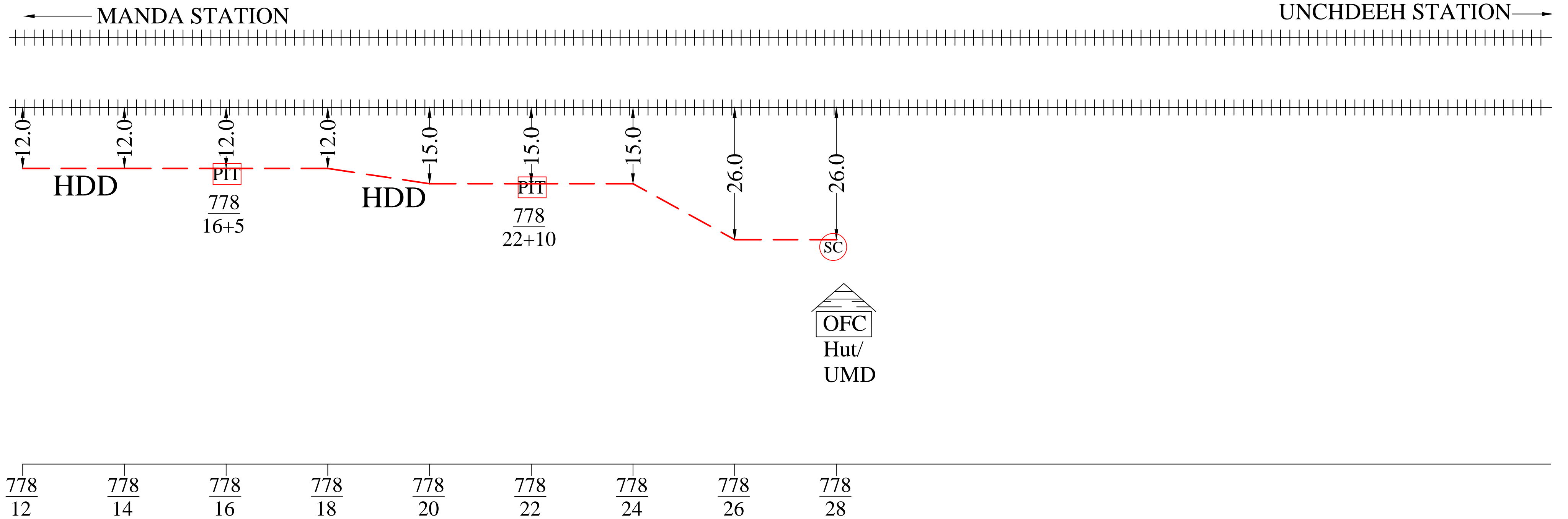
SHEET NO. 6 of 7



Note: - Laying of OFC as per RDSO L.NO.CBS/DCP/1, Dated 30.10.2009 & chief signal & Telecom Engineer/ALD L No. S&T/NCR/JPO(1/S&T/2012) Dated June 4, 2012)


APPROVED BY RAILWAYS			NORTH CENTRAL RAILWAY	RST INFOCOM PVT. LTD.		RAILWAY LINE +++++
TCIL/NEW DELHI	SSE/T/NCRPU/PRYJ	Dy. CSTE/NCRPU/PRYJ	AS BUILT DIAGRAM OF 24F FOR THE ROUTE MANDA TO UNCHDEEH	DRAWN BY:- NAND KISHORE Mob- +91 8960287304	CHECKED BY:-	NEW LAID OFC —————
				ALL DIMENSION ARE IN METER (NOT TO SCALE)		OFC JOINT ———○———
						LIMITED HIEGHT SUBWAY
						LC GATE/LX GATE x x
						CULVERT/BRIDGE [—————]
						STATION ⊙
						GI PIPE ⊔
						DWC ⊔⊔⊔⊔
						RAILWAY BOUNDRY - - - - -
						EXISTING 6 QUAD CABLE —————

As built diagram of 24F laid between Manda Stn. To Unchdeeh Stn.



Note: - Laying of OFC as per RDSO L.NO.CBS/DCP/1, Dated 30.10.2009 & chief signal & Telecom Engineer/ALD L No. S&T/NCR/JPO(1/S&T/2012) Dated June 4, 2012)

APPROVED BY RAILWAYS			NORTH CENTRAL RAILWAY	RST INFOCOM PVT. LTD.			<table border="1" style="width: 100%; border-collapse: collapse;"> <tr><td>RAILWAY LINE</td><td>+++++</td></tr> <tr><td>NEW LAID OFC</td><td>—</td></tr> <tr><td>OFC JOINT</td><td>—○—</td></tr> <tr><td>LIMITED HIEGHT SUBWAY</td><td> </td></tr> <tr><td>LC GATE/ LX GATE</td><td> x</td></tr> <tr><td>CULVERT/BRIDGE</td><td>—</td></tr> <tr><td>STATION</td><td>⊙</td></tr> <tr><td>GI PIPE</td><td>⊂</td></tr> <tr><td>DWC</td><td>⊂⊂⊂</td></tr> <tr><td>RAILWAY BOUNDRY</td><td>— — —</td></tr> <tr><td>EXISTING 6 QUAD CABLE</td><td>—</td></tr> </table>	RAILWAY LINE	+++++	NEW LAID OFC	—	OFC JOINT	—○—	LIMITED HIEGHT SUBWAY		LC GATE/ LX GATE	 x	CULVERT/BRIDGE	—	STATION	⊙	GI PIPE	⊂	DWC	⊂⊂⊂	RAILWAY BOUNDRY	— — —	EXISTING 6 QUAD CABLE	—
RAILWAY LINE	+++++																												
NEW LAID OFC	—																												
OFC JOINT	—○—																												
LIMITED HIEGHT SUBWAY																													
LC GATE/ LX GATE	 x																												
CULVERT/BRIDGE	—																												
STATION	⊙																												
GI PIPE	⊂																												
DWC	⊂⊂⊂																												
RAILWAY BOUNDRY	— — —																												
EXISTING 6 QUAD CABLE	—																												
			AS BUILT DIAGRAM OF 24F FOR THE ROUTE MANDA TO UNCHDEEH	DRAWN BY:- NAND KISHORE Mob- +91 8960287304	CHECKED BY:-																								
TCIL/NEW DELHI	SSE/T/NCRPU/PRYJ	Dy. CSTE/NCRPU/PRYJ		ALL DIMENSION ARE IN METER (NOT TO SCALE)																									



NORTH CENTRAL RAILWAY

PRAYAGRAJ DIVISION

AS BUILT DIAGRAM OF 24 FIBER CABLE

SUB-SECTION :- UNCHDEEH Stn. to MEJA ROAD Stn. (778/28 TO 787/20)

CONTRACTOR

RST INFOCOM PVT. LTD.

578, NIGAM CHAURAHA, MUMFORDGANJ,

ALLAHABAD, UP.

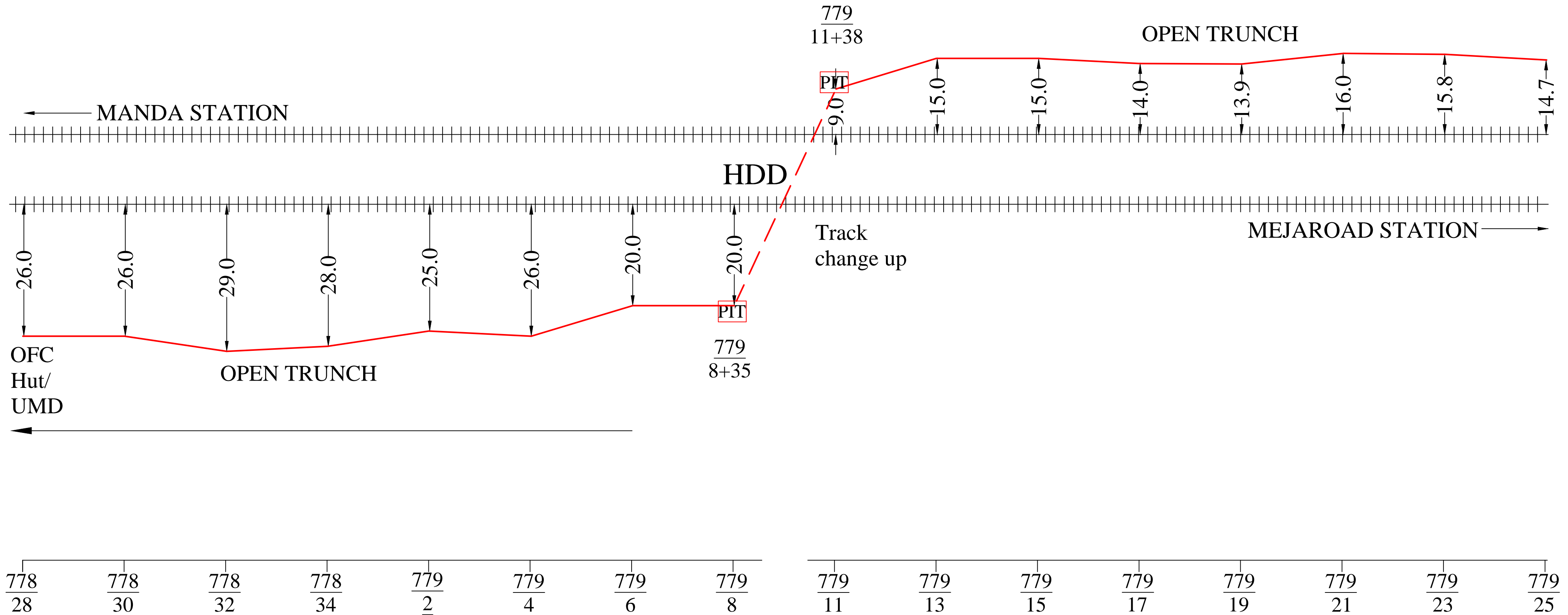
email :- rst.ipl@gmail.com

Dy. CSTE/NCRPU/PRYJ

SSE/T/NCRPU/PRYJ

As built diagram of 24F laid between UNCHDEEH Stn. To MEJAROAD Stn.

SHEET NO. 01 of 10


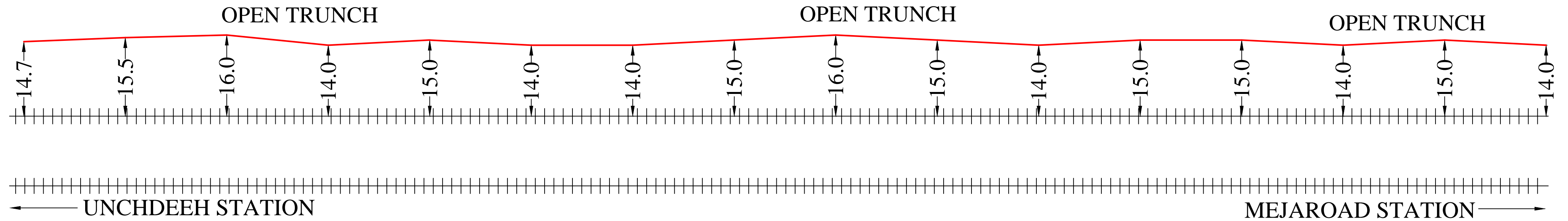


Note: - Laying of OFC as per RDSO L.NO.CBS/DCP/1, Dated 30.10.2009 & chief signal & Telecom Engineer/ALD L No. S&T/NCR/JPO(1/S&T/2012) Dated June 4, 2012)

APPROVED BY RAILWAYS			NORTH CENTRAL RAILWAY	RST INFOCOM PVT. LTD.	LEGENDS		
TCIL/NEW DELHI	SSE/T/NCRPU/PRYJ	Dy. CSTE/NCRPU/PRYJ	AS BUILT DIAGRAM OF 24F FOR THE ROUTE UNCHDEEH TO MEJAROAD	DRAWN BY:-	CHECKED BY:-	RAILWAY LINE	+++++
				NAND KISHORE Mob- +91 8960287304		NEW LAID OFC	—
				ALL DIMENSION ARE IN METER (NOT TO SCALE)		OFC JOINT	—○—
						LIMITED HIEGHT SUBWAY	
						LC GATE/ LX GATE	x x
						CULVERT/BRIDGE	[]
						STATION	⊙
						GI PIPE	⊂
						DWC	⊂⊂⊂
						RAILWAY BOUNDRY	- - -
						EXISTING 6 QUAD CABLE	—

As built diagram of 24F laid between UNCHDEEH Stn. To MEJAROAD Stn.

SHEET NO. 02 of 10



Note: - Laying of OFC as per RDSO L.NO.CBS/DCP/1, Dated 30.10.2009 & chief signal & Telecom Engineer/ALD L No. S&T/NCR/JPO(1/S&T/2012) Dated June 4, 2012)

APPROVED BY RAILWAYS

NORTH CENTRAL RAILWAY

RST INFOCOM PVT. LTD.

AS BUILT DIAGRAM OF 24F FOR THE ROUTE UNCHDEEH TO MEJAROAD

DRAWN BY:-
NAND KISHORE
Mob- +91 8960287304

CHECKED BY:-

ALL DIMENSION ARE IN METER (NOT TO SCALE)

TCIL/NEW DELHI

SSE/T/NCRPU/PRYJ


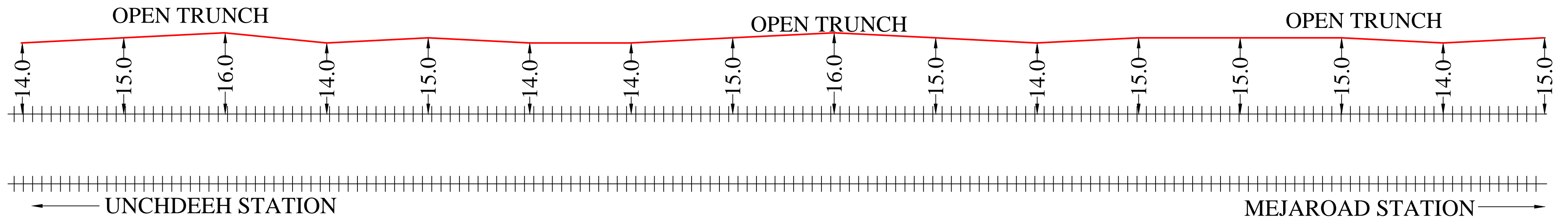
Dy. CSTE/NCRPU/PRYJ

LEGENDS

RAILWAY LINE	+++++
NEW LAID OFC	—————
OFC JOINT	—○—
LIMITED HIEGHT SUBWAY	
LC GATE/ LX GATE	x x
CULVERT/BRIDGE	— [] —
STATION	⊙
GI PIPE	⊂
DWC	⊂⊂⊂⊂
RAILWAY BOUNDRY	— - - —
EXISTING 6 QUAD CABLE	—————

As built diagram of 24F laid between UNCHDEEH Stn. To MEJAROAD Stn.

SHEET NO. 03 of 10

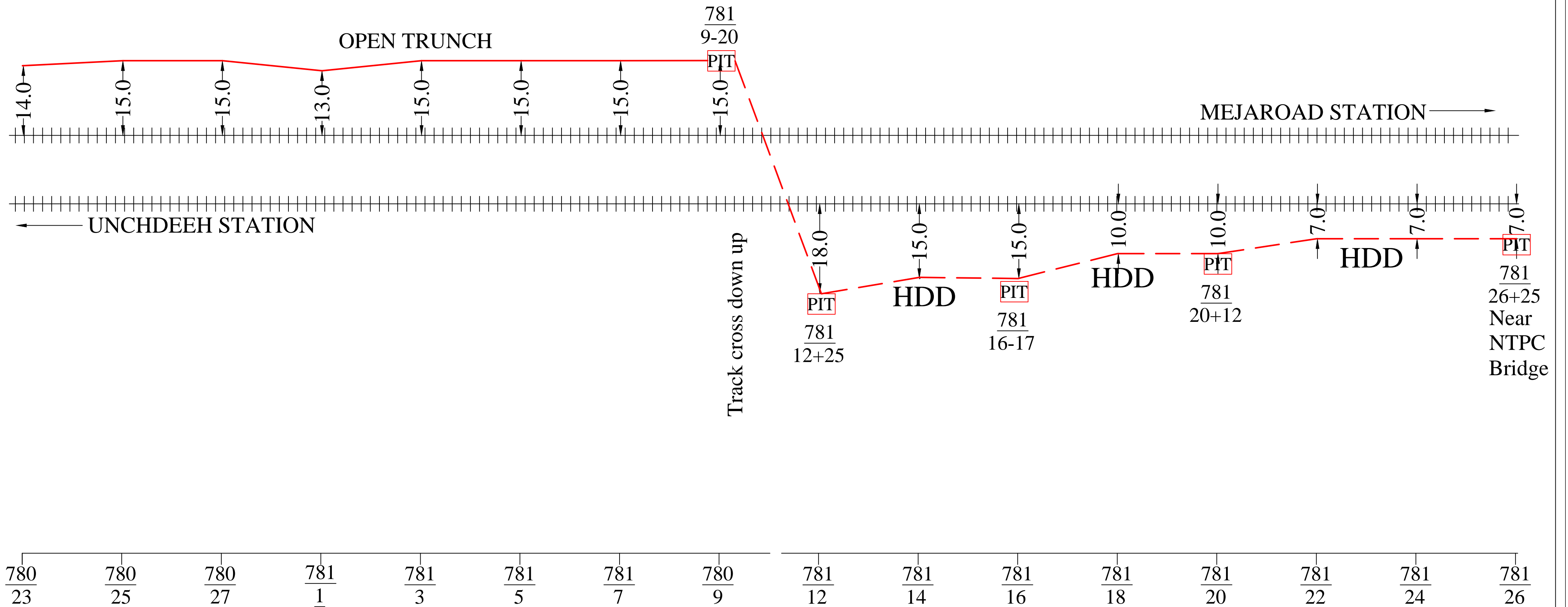


Note: - Laying of OFC as per RDSO L.NO.CBS/DCP/1, Dated 30.10.2009 & chief signal & Telecom Engineer/ALD L No. S&T/NCR/JPO(1/S&T/2012) Dated June 4, 2012)

APPROVED BY RAILWAYS			NORTH CENTRAL RAILWAY	RST INFOCOM PVT. LTD.		LEGENDS	
TCIL/NEW DELHI	SSE/T/NCRPU/PRYJ	Dy. CSTE/NCRPU/PRYJ	AS BUILT DIAGRAM OF 24F FOR THE ROUTE UNCHDEEH TO MEJAROAD	DRAWN BY:- NAND KISHORE Mob- +91 8960287304	CHECKED BY:-	RAILWAY LINE	+++++
				ALL DIMENSION ARE IN METER (NOT TO SCALE)		NEW LAID OFC	—
						OFC JOINT	—○—
						LIMITED HIEGHT SUBWAY	
						LC GATE/ LX GATE	x
						CULVERT/BRIDGE	—
						STATION	⊙
						GI PIPE	—
						DWC	—
						RAILWAY BOUNDRY	— — —
						EXISTING 6 QUAD CABLE	—

As built diagram of 24F laid between UNCHDEEH Stn. To MEJAROAD Stn.

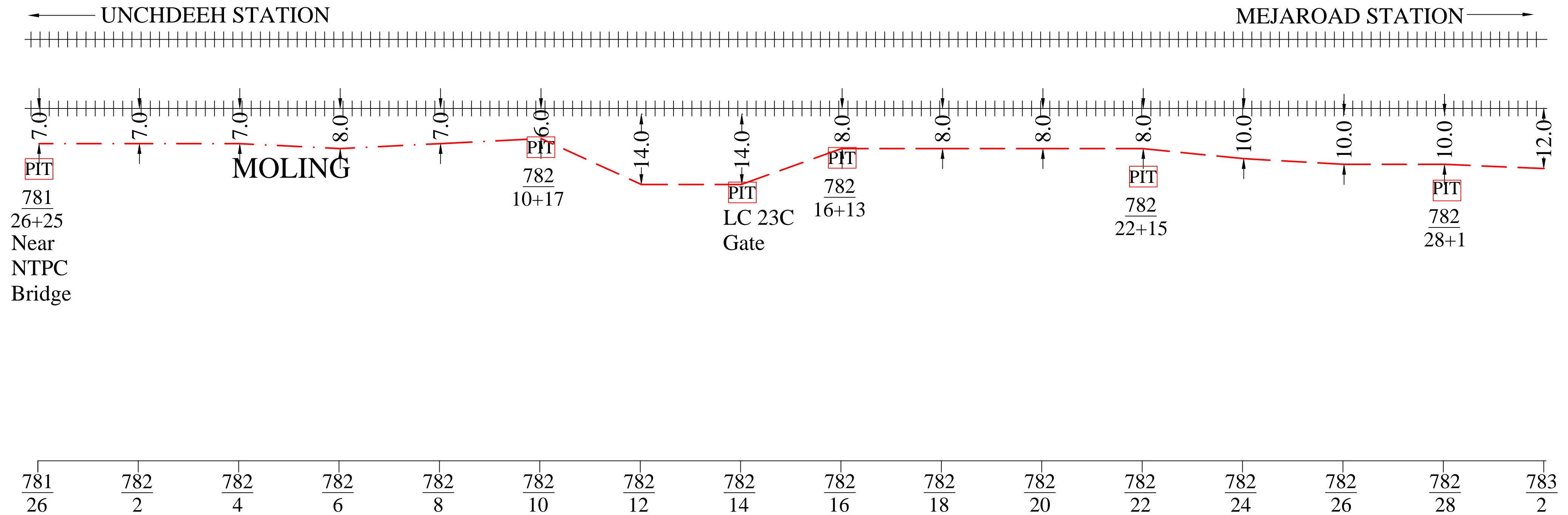
SHEET NO. 04 of 10



Note: - Laying of OFC as per RDSO L.NO.CBS/DCP/1, Dated 30.10.2009 & chief signal & Telecom Engineer/ALD L No. S&T/NCR/JPO(1/S&T/2012) Dated June 4, 2012)

APPROVED BY RAILWAYS			NORTH CENTRAL RAILWAY	RST INFOCOM PVT. LTD.	LEGENDS	
TCIL/NEW DELHI	SSE/T/NCRPU/PRYJ	Dy. CSTE/NCRPU/PRYJ	AS BUILT DIAGRAM OF 24F FOR THE ROUTE UNCHDEEH TO MEJAROAD	DRAWN BY:- NAND KISHORE Mob- +91 8960287304	CHECKED BY:-	RAILWAY LINE +++++
				ALL DIMENSION ARE IN METER (NOT TO SCALE)		LIMITED HIEGHT SUBWAY
					LC GATE/ LX GATE x	NEW LAID OFC —
					CULVERT/BRIDGE []	OFC JOINT —○—
					STATION ⊙	GI PIPE ⊔
					DWC ⊔⊔⊔	RAILWAY BOUNDRY - - -
					EXISTING 6 QUAD CABLE —	

As built diagram of 24F laid between UNCHDEEH Stn. To MEJAROAD Stn.



Note: - Laying of OFC as per RDSO L.NO.CBS/DCP/1, Dated 30.10.2009 & chief signal & Telecom Engineer/ALD L No. S&T/NCR/JPO(1/S&T/2012) Dated June 4, 2012)

APPROVED BY RAILWAYS

NORTH CENTRAL RAILWAY

RST INFOCOM PVT. LTD.

AS BUILT DIAGRAM OF 24F FOR THE ROUTE UNCHDEEH TO MEJAROAD

DRAWN BY:-
NAND KISHORE
Mob- +91 8960287304

CHECKED BY:-

ALL DIMENSION ARE IN METER (NOT TO SCALE)

TCIL/NEW DELHI

SSE/T/NCRPU/PRYJ

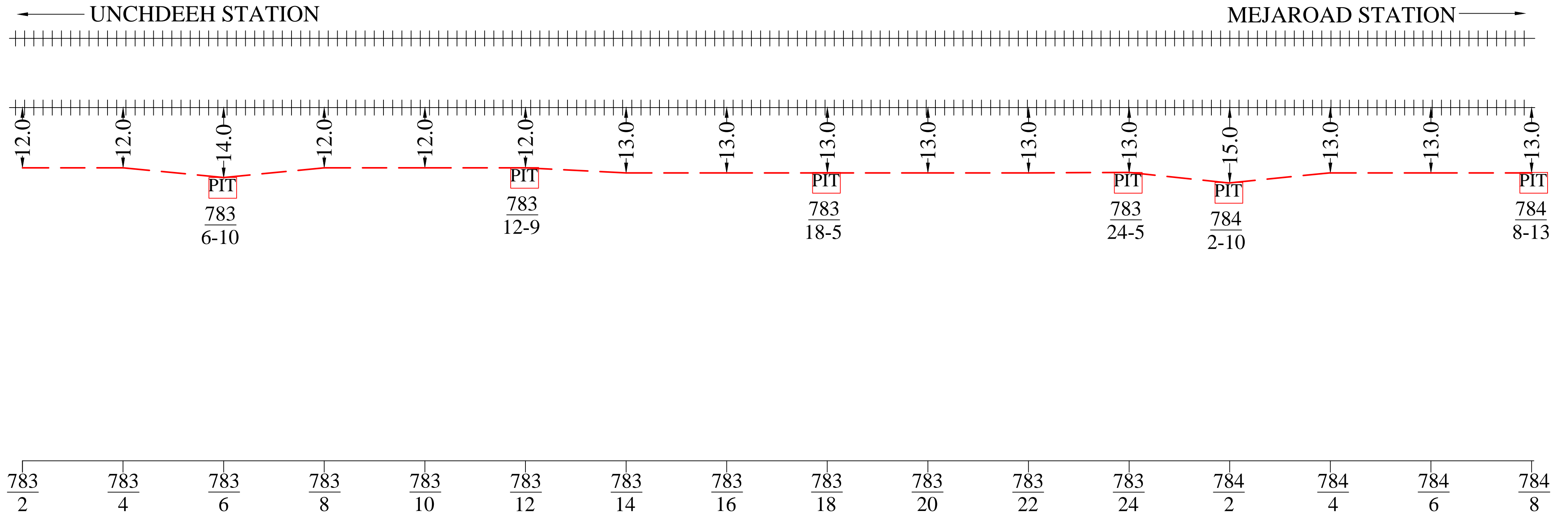
Dy. CSTE/NCRPU/PRYJ

LEGENDS

RAILWAY LINE	+++++
NEW LAID OFC	—
OFC JOINT	⊙
LIMITED HIEGHT SUBWAY	
LC GATE/ LX GATE	x
CULVERT/BRIDGE	—
STATION	⊙
GI PIPE	⊂
DWC	⊂
RAILWAY BOUNDRY	—
EXISTING 6 QUAD CABLE	—

As built diagram of 24F laid between UNCHDEEH Stn. To MEJAROAD Stn.

SHEET NO. 06 of 10

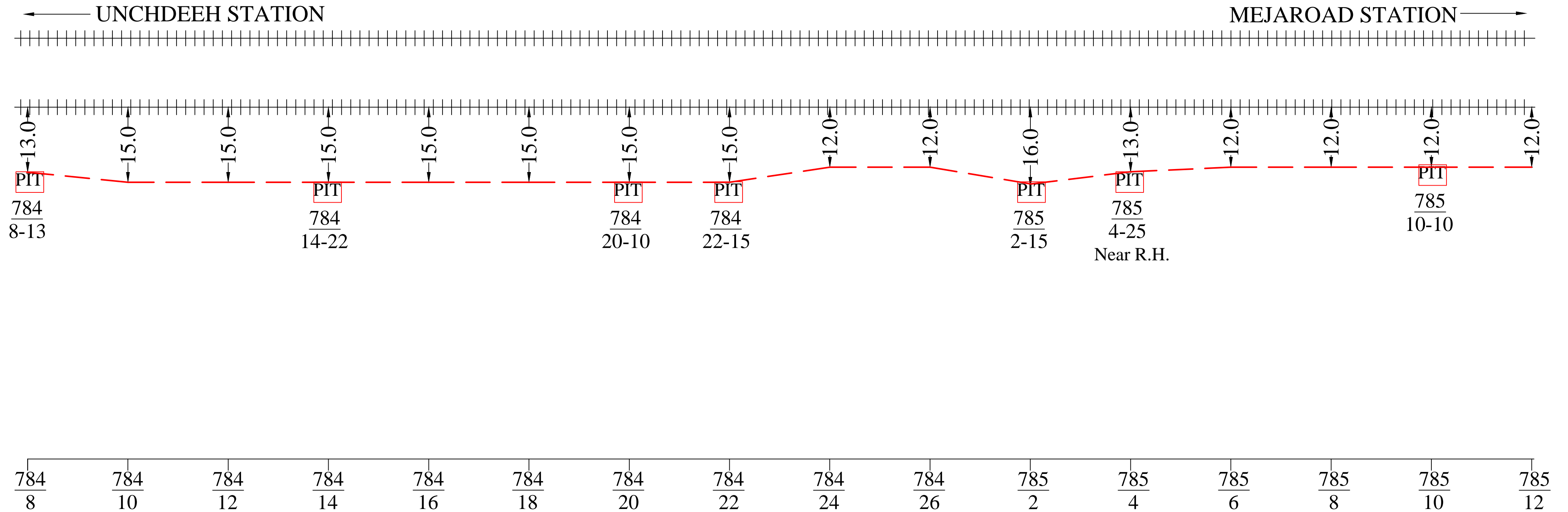


Note: - Laying of OFC as per RDSO L.NO.CBS/DCP/1, Dated 30.10.2009 & chief signal & Telecom Engineer/ALD L No. S&T/NCR/JPO(1/S&T/2012) Dated June 4, 2012)

APPROVED BY RAILWAYS			NORTH CENTRAL RAILWAY	RST INFOCOM PVT. LTD.		LEGENDS	
TCIL/NEW DELHI	SSE/T/NCRPU/PRYJ	Dy. CSTE/NCRPU/PRYJ	AS BUILT DIAGRAM OF 24F FOR THE ROUTE UNCHDEEH TO MEJAROAD	DRAWN BY:-	CHECKED BY:-	RAILWAY LINE	+++++
				NAND KISHORE Mob- +91 8960287304		STATION	
				ALL DIMENSION ARE IN METER (NOT TO SCALE)		LIMITED HIEGHT SUBWAY	
						LC GATE/ LX GATE	
						CULVERT/BRIDGE	
						GI PIPE	
						DWC	
						RAILWAY BOUNDRY	----
						EXISTING 6 QUAD CABLE	-----

As built diagram of 24F laid between UNCHDEEH Stn. To MEJAROAD Stn.

SHEET NO. 07 of 10

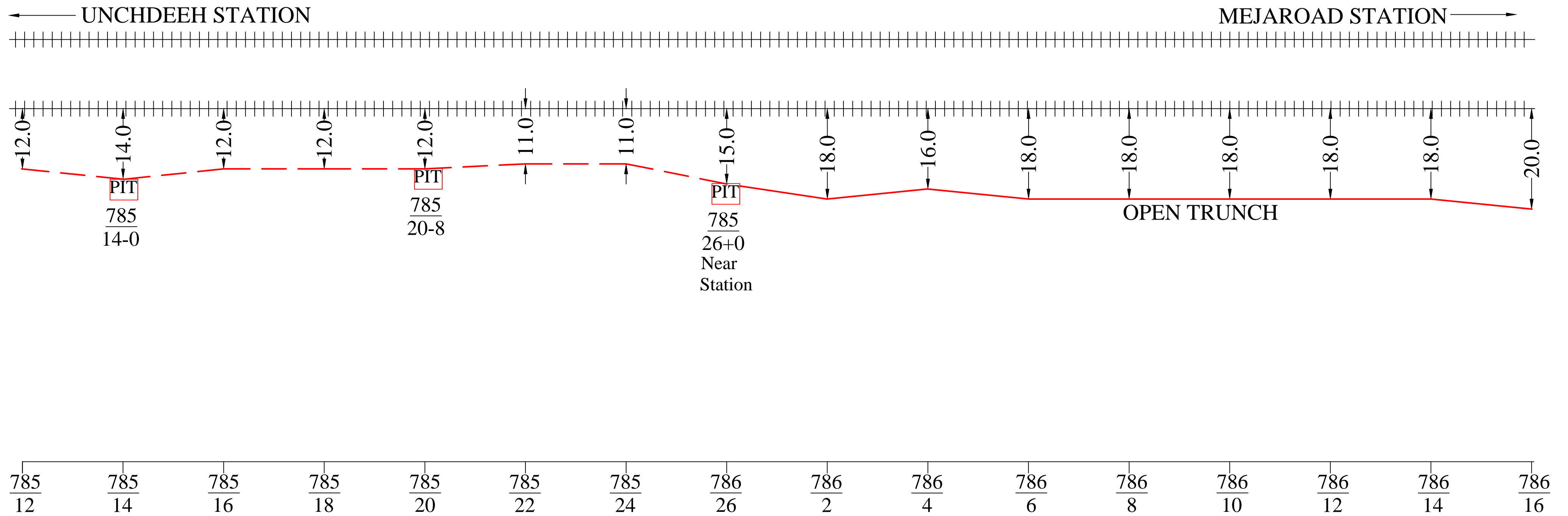


Note: - Laying of OFC as per RDSO L.NO.CBS/DCP/1, Dated 30.10.2009 & chief signal & Telecom Engineer/ALD L No. S&T/NCR/JPO(1/S&T/2012) Dated June 4, 2012)

APPROVED BY RAILWAYS			NORTH CENTRAL RAILWAY	RST INFOCOM PVT. LTD.	LEGENDS	
TCIL/NEW DELHI	SSE/T/NCRPU/PRYJ	Dy. CSTE/NCRPU/PRYJ	AS BUILT DIAGRAM OF 24F FOR THE ROUTE UNCHDEEH TO MEJAROAD	DRAWN BY:- NAND KISHORE Mob- +91 8960287304	CHECKED BY:-	RAILWAY LINE +++++
				ALL DIMENSION ARE IN METER (NOT TO SCALE)		NEW LAID OFC -----
						OFC JOINT -----○-----
						LIMITED HIEGHT SUBWAY
						LC GATE/ LX GATE x
						CULVERT/BRIDGE []
						STATION ⊙
						GI PIPE ⌢
						DWC ⌢⌢⌢
						RAILWAY BOUNDRY - - - - -
						EXISTING 6 QUAD CABLE =====

As built diagram of 24F laid between UNCHDEEH Stn. To MEJAROAD Stn.

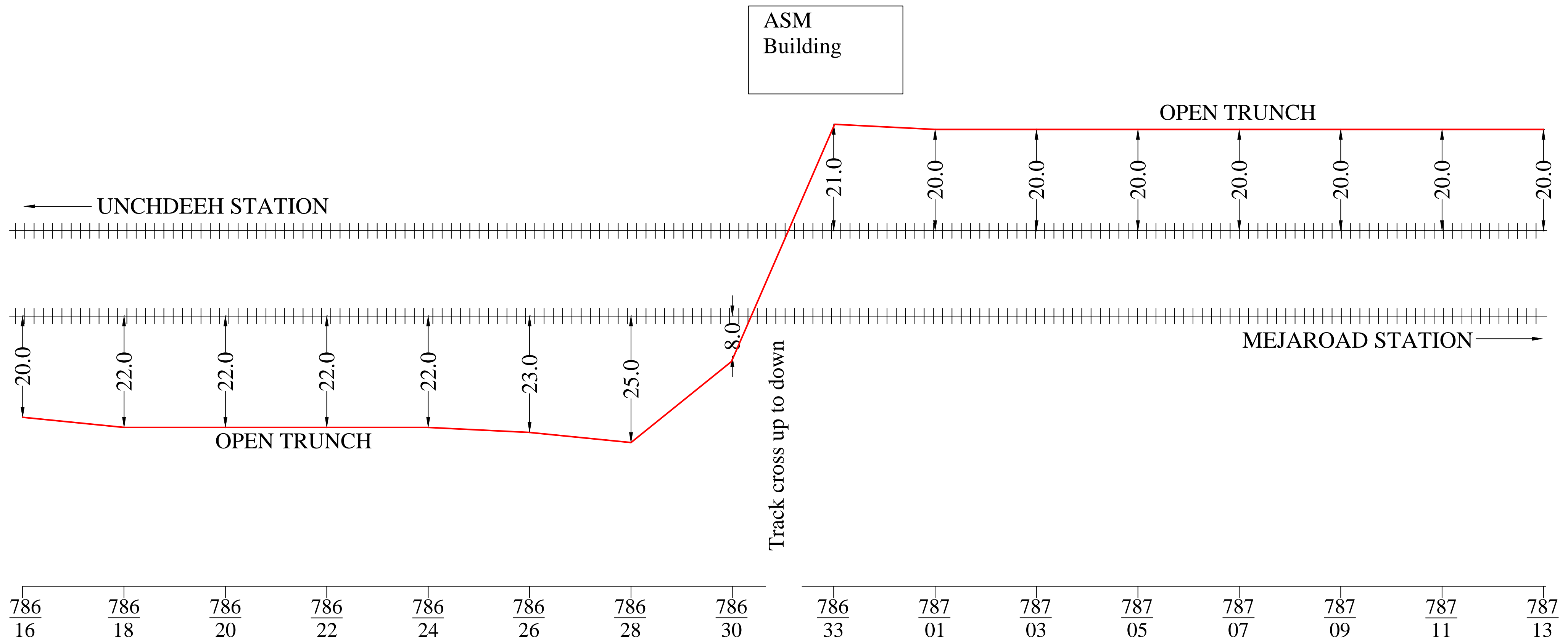
SHEET NO. 08 of 10



Note: - Laying of OFC as per RDSO L.NO.CBS/DCP/1, Dated 30.10.2009 & chief signal & Telecom Engineer/ALD L No. S&T/NCR/JPO(1/S&T/2012) Dated June 4, 2012)

APPROVED BY RAILWAYS			NORTH CENTRAL RAILWAY	RST INFOCOM PVT. LTD.	LEGENDS	
TCIL/NEW DELHI	SSE/T/NCRPU/PRYJ	Dy. CSTE/NCRPU/PRYJ	AS BUILT DIAGRAM OF 24F FOR THE ROUTE UNCHDEEH TO MEJAROAD	DRAWN BY:- NAND KISHORE Mob- +91 8960287304	CHECKED BY:-	RAILWAY LINE +++++
				ALL DIMENSION ARE IN METER (NOT TO SCALE)		NEW LAID OFC —————
					OFC JOINT —○—	
					LIMITED HIEGHT SUBWAY 	
					LC GATE/ LX GATE x	
					CULVERT/BRIDGE []	
					STATION ⊙	
					GI PIPE ⊔	
					DWC ⊔⊔⊔	
					RAILWAY BOUNDRY - - - - -	
					EXISTING 6 QUAD CABLE —————	

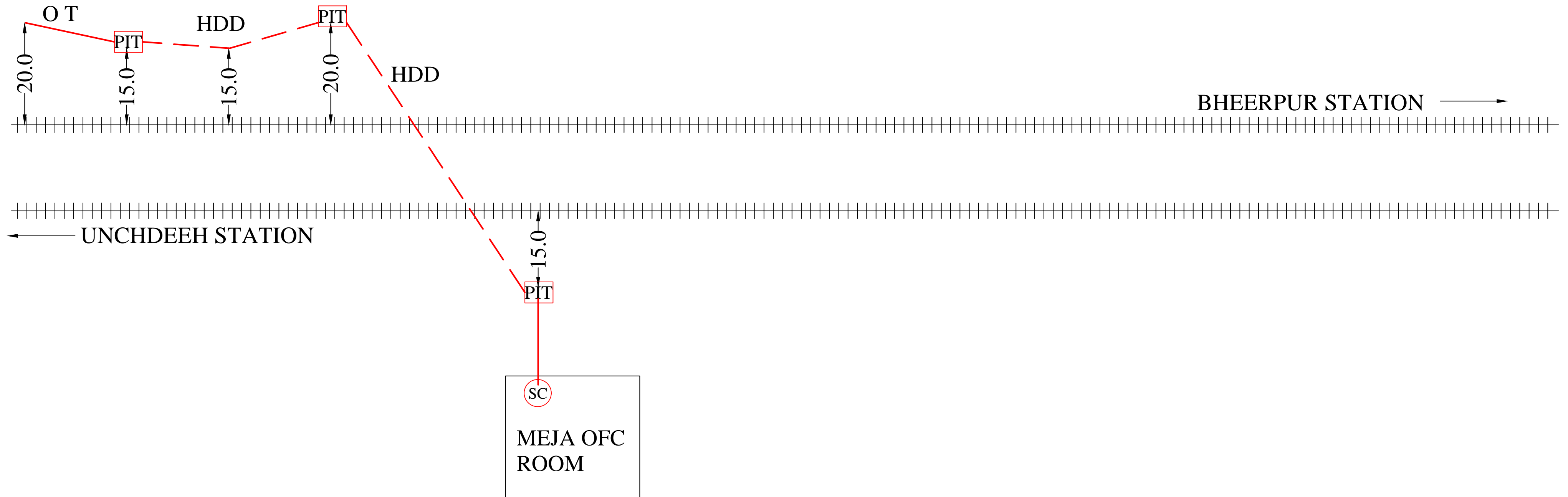
As built diagram of 24F laid between UNCHDEEH Stn. To MEJAROAD Stn.



Note: - Laying of OFC as per RDSO L.NO.CBS/DCP/1, Dated 30.10.2009 & chief signal & Telecom Engineer/ALD L No. S&T/NCR/JPO(1/S&T/2012) Dated June 4, 2012)

APPROVED BY RAILWAYS			NORTH CENTRAL RAILWAY	RST INFOCOM PVT. LTD.	LEGENDS	
TCIL/NEW DELHI	SSE/T/NCRPU/PRYJ	Dy. CSTE/NCRPU/PRYJ	AS BUILT DIAGRAM OF 24F FOR THE ROUTE UNCHDEEH TO MEJAROAD	DRAWN BY:- NAND KISHORE Mob- +91 8960287304	CHECKED BY:-	RAILWAY LINE +++++
				ALL DIMENSION ARE IN METER (NOT TO SCALE)		LIMITED HIEGHT SUBWAY
						LC GATE/ LX GATE x
						CULVERT/BRIDGE []
						STATION []
						GI PIPE []
						DWC []
						RAILWAY BOUNDRY - - -
						EXISTING 6 QUAD CABLE []

As built diagram of 24F laid between UNCHDEEH Stn. To MEJAROAD Stn.




787/13 787/15 787/17 787/17A 787/19 787/20

Note: - Laying of OFC as per RDSO L.NO.CBS/DCP/1, Dated 30.10.2009 & chief signal & Telecom Engineer/ALD L No. S&T/NCR/JPO(1/S&T/2012) Dated June 4, 2012)

LEGENDS	
RAILWAY LINE	+++++
NEW LAID OFC	— — — — —
OFC JOINT	— — — — — ⊙ — — — — —
LIMITED HIEGHT SUBWAY	
LC GATE/ LX GATE	x x
CULVERT/BRIDGE	— — — — —
STATION	⊙
GI PIPE	⊂ ⊃
DWC	⊂ ⊃ ⊂ ⊃
RAILWAY BOUNDRY	- - - - -
EXISTING 6 QUAD CABLE	— — — — —

APPROVED BY RAILWAYS			NORTH CENTRAL RAILWAY	RST INFOCOM PVT. LTD.	
TCIL/NEW DELHI	SSE/T/NCRPU/PRYJ	Dy. CSTE/NCRPU/PRYJ	AS BUILT DIAGRAM OF 24F FOR THE ROUTE UNCHDEEH TO MEJAROAD	DRAWN BY:- NAND KISHORE Mob- +91 8960287304	CHECKED BY:-
				ALL DIMENSION ARE IN METER (NOT TO SCALE)	



NORTH CENTRAL RAILWAY

PRAYAGRAJ DIVISION

AS BUILT DIAGRAM OF 24 FIBER CABLE

SUB-SECTION :- MEJA Stn. to BHEERPUR Stn. (787/20 TO 798/16)

CONTRACTOR

RST INFOCOM PVT. LTD.

578, NIGAM CHAURAHA, MUMFORDGANJ,

ALLAHABAD, UP.

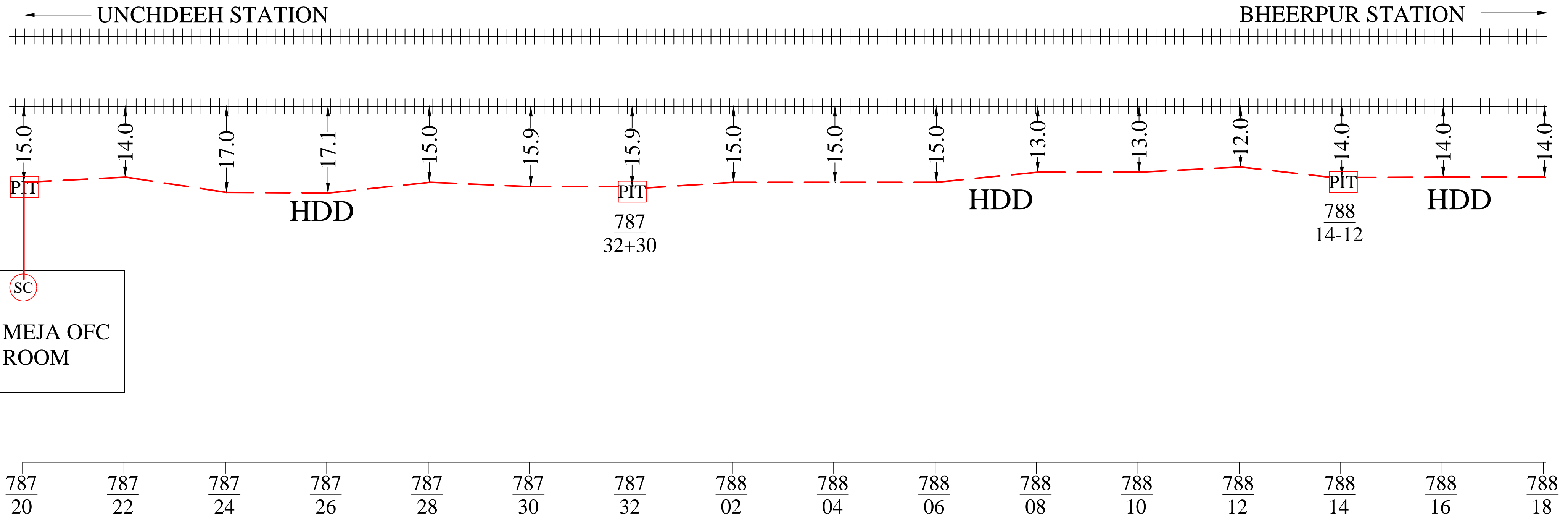
email :- rst.ipl@gmail.com

Dy. CSTE/NCRPU/PRYJ

SSE/T/NCRPU/PRYJ

As built diagram of 24F laid between MEJA Stn. To BHEERPUR Stn.

SHEET NO. 1 of 11



787/20	787/22	787/24	787/26	787/28	787/30	787/32	788/02	788/04	788/06	788/08	788/10	788/12	788/14	788/16	788/18
--------	--------	--------	--------	--------	--------	--------	--------	--------	--------	--------	--------	--------	--------	--------	--------

LEGENDS

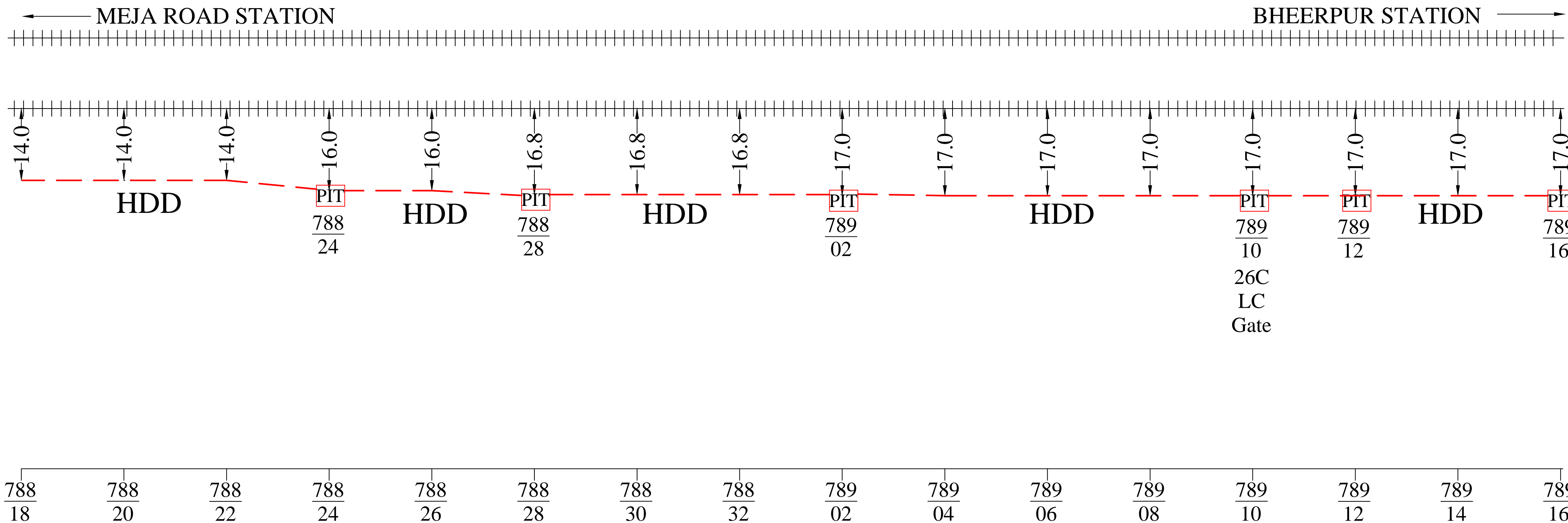
RAILWAY LINE	+++++
NEW LAID OFC	-----
OFC JOINT	○
LIMITED HIEGHT SUBWAY	
LC GATE/ LX GATE	x
CULVERT/BRIDGE	— — —
STATION	⊙
GI PIPE	⊂
DWC	⊂⊂⊂
RAILWAY BOUNDRY	--- -- ---
EXISTING 6 QUAD CABLE	-----

Note: - Laying of OFC as per RDSO L.NO.CBS/DCP/1, Dated 30.10.2009 & chief signal & Telecom Engineer/ALD L No. S&T/NCR/JPO(1/S&T/2012) Dated June 4, 2012)

APPROVED BY RAILWAYS			NORTH CENTRAL RAILWAY	RST INFOCOM PVT. LTD.	
				AS BUILT DIAGRAM OF 24F FOR THE ROUTE MEJA TO BHEERPUR	
TCIL/NEW DELHI	SSE/T/NCRPU/PRYJ	Dy. CSTE/NCRPU/PRYJ		DRAWN BY:- NAND KISHORE Mob- +91 8960287304	CHECKED BY:-
				ALL DIMENSION ARE IN METER (NOT TO SCALE)	

As built diagram of 24F laid between MEJA Stn. To BHEERPUR Stn.

SHEET NO. 02 of 11

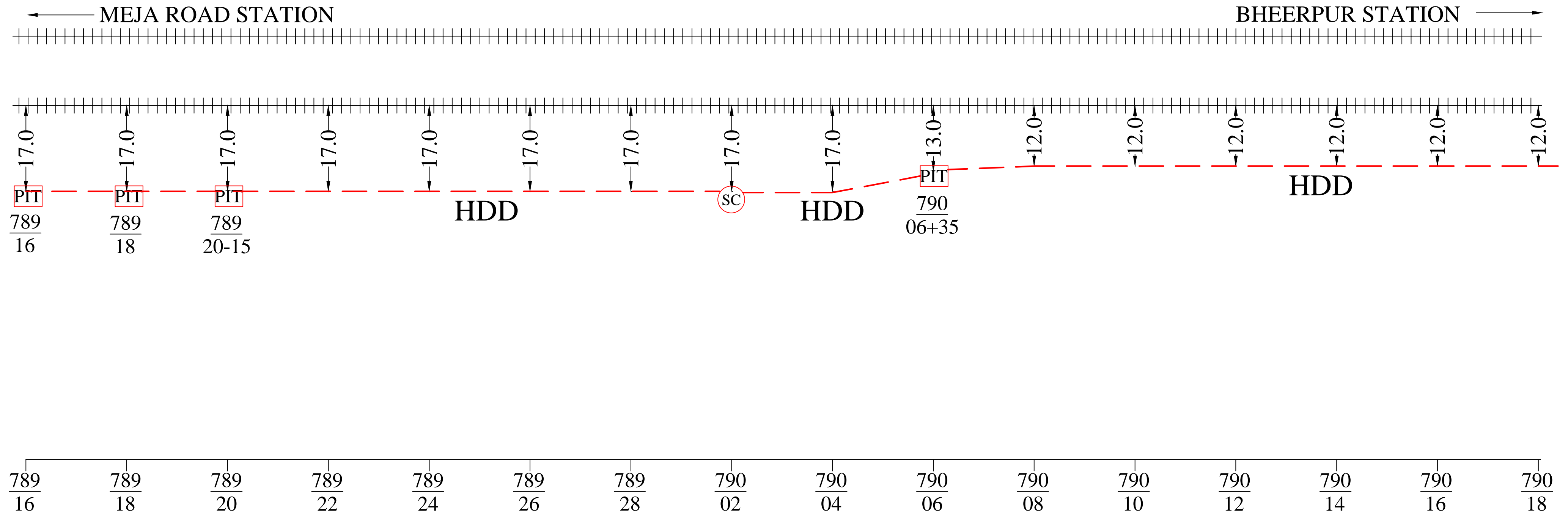


Note: - Laying of OFC as per RDSO L.NO.CBS/DCP/1, Dated 30.10.2009 & chief signal & Telecom Engineer/ALD L No. S&T/NCR/JPO(1/S&T/2012) Dated June 4, 2012)

APPROVED BY RAILWAYS			NORTH CENTRAL RAILWAY	RST INFOCOM PVT. LTD.		LEGENDS	
TCIL/NEW DELHI	SSE/T/NCRPU/PRYJ	Dy. CSTE/NCRPU/PRYJ	AS BUILT DIAGRAM OF 24F FOR THE ROUTE MEJA TO BHEERPUR	DRAWN BY:- NAND KISHORE Mob- +91 8960287304	CHECKED BY:-	STATION	
						GI PIPE	
						DWC	
						RAILWAY BOUNDRY	
						EXISTING 6 QUAD CABLE	
ALL DIMENSION ARE IN METER (NOT TO SCALE)							

As built diagram of 24F laid between MEJA Stn. To BHEERPUR Stn.

SHEET NO. 03 of 11

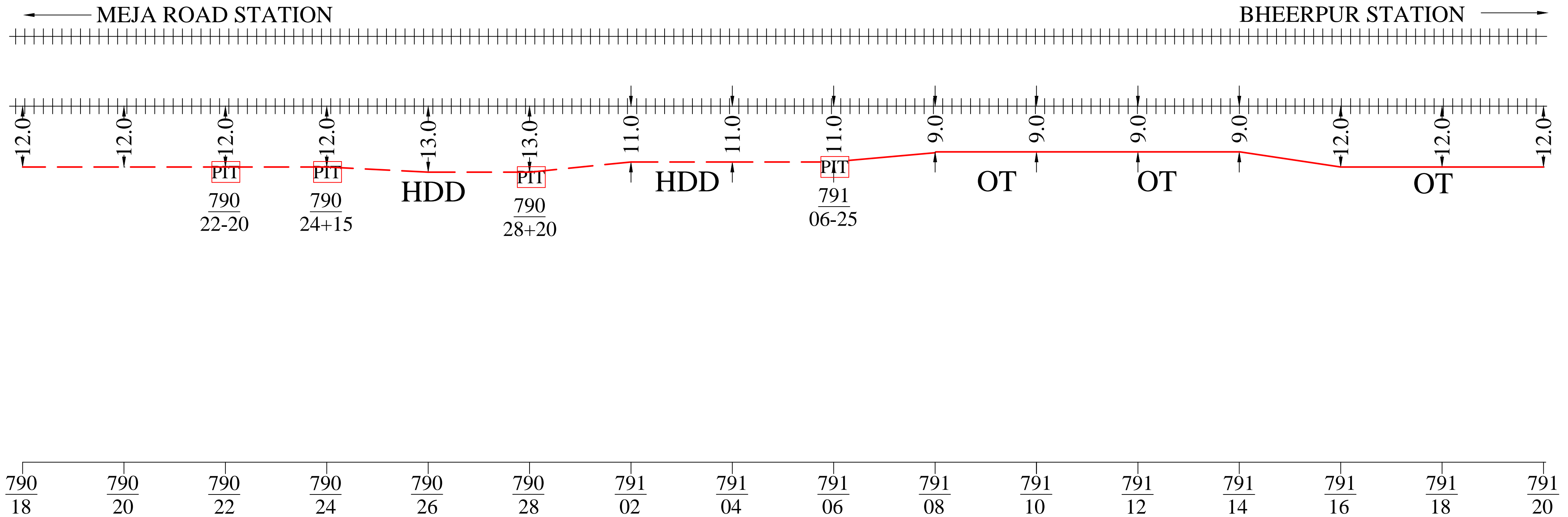


Note: - Laying of OFC as per RDSO L.NO.CBS/DCP/1, Dated 30.10.2009 & chief signal & Telecom Engineer/ALD L No. S&T/NCR/JPO(1/S&T/2012) Dated June 4, 2012)

APPROVED BY RAILWAYS			NORTH CENTRAL RAILWAY	RST INFOCOM PVT. LTD.		LEGENDS	
TCIL/NEW DELHI	SSE/T/NCRPU/PRYJ	Dy. CSTE/NCRPU/PRYJ	AS BUILT DIAGRAM OF 24F FOR THE ROUTE MEJA TO BHEERPUR	DRAWN BY:-	CHECKED BY:-	RAILWAY LINE	+++++
				NAND KISHORE Mob- +91 8960287304		NEW LAID OFC	---
						OFC JOINT	---○---
						LIMITED HIEGHT SUBWAY	
						LC GATE/ LX GATE	x
						CULVERT/BRIDGE	[]
						STATION	⊙
						GI PIPE	()
						DWC	()
						RAILWAY BOUNDRY	- - -
						EXISTING 6 QUAD CABLE	---
ALL DIMENSION ARE IN METER (NOT TO SCALE)							

As built diagram of 24F laid between MEJA Stn. To BHEERPUR Stn.

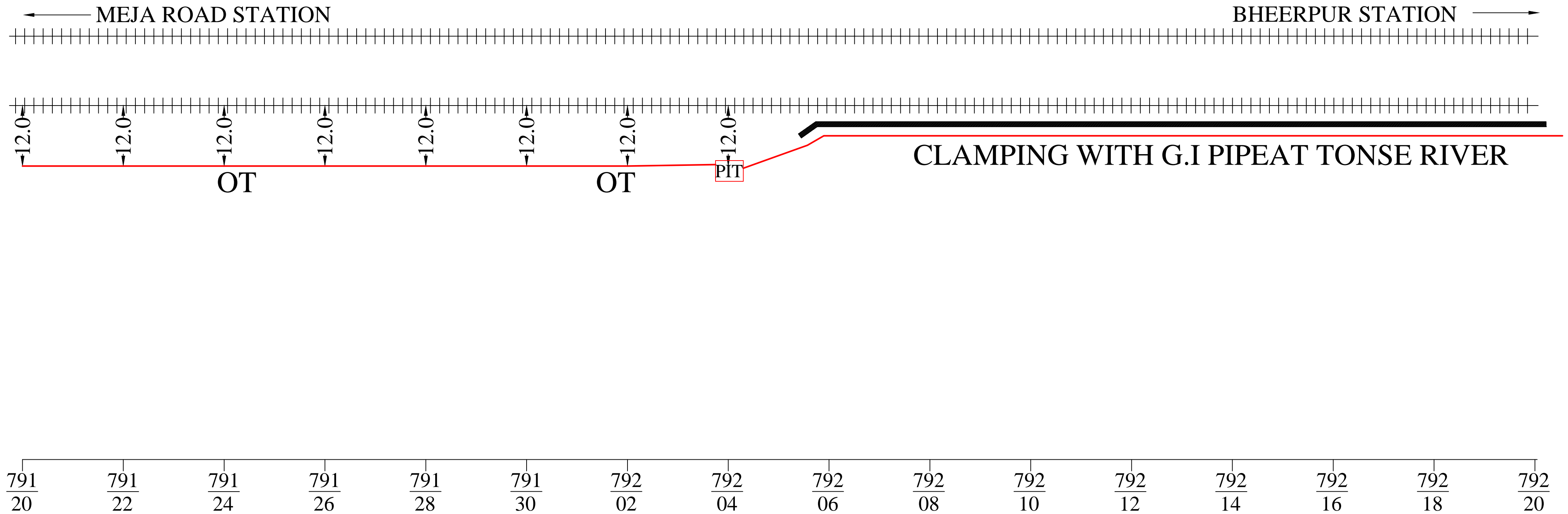
SHEET NO. 04 of 11



Note: - Laying of OFC as per RDSO L.NO.CBS/DCP/1, Dated 30.10.2009 & chief signal & Telecom Engineer/ALD L No. S&T/NCR/JPO(1/S&T/2012) Dated June 4, 2012)

APPROVED BY RAILWAYS			NORTH CENTRAL RAILWAY	RST INFOCOM PVT. LTD.		LEGENDS	
TCIL/NEW DELHI	SSE/T/NCRPU/PRYJ	Dy. CSTE/NCRPU/PRYJ	AS BUILT DIAGRAM OF 24F FOR THE ROUTE MEJA TO BHEERPUR	DRAWN BY:-	CHECKED BY:-	RAILWAY LINE	+++++
				NAND KISHORE Mob- +91 8960287304		STATION	
ALL DIMENSION ARE IN METER (NOT TO SCALE)						LIMITED HIEGHT SUBWAY	
						EXISTING 6 QUAD CABLE	-----
						LC GATE/ LX GATE	
						CULVERT/BRIDGE	
						GI PIPE	
						DWC	
						RAILWAY BOUNDRY	-----

As built diagram of 24F laid between MEJA Stn. To BHEERPUR Stn.



Note: - Laying of OFC as per RDSO L.NO.CBS/DCP/1, Dated 30.10.2009 & chief signal & Telecom Engineer/ALD L No. S&T/NCR/JPO(1/S&T/2012) Dated June 4, 2012)

APPROVED BY RAILWAYS		
TCIL/NEW DELHI	SSE/T/NCRPU/PRYJ	Dy. CSTE/NCRPU/PRYJ

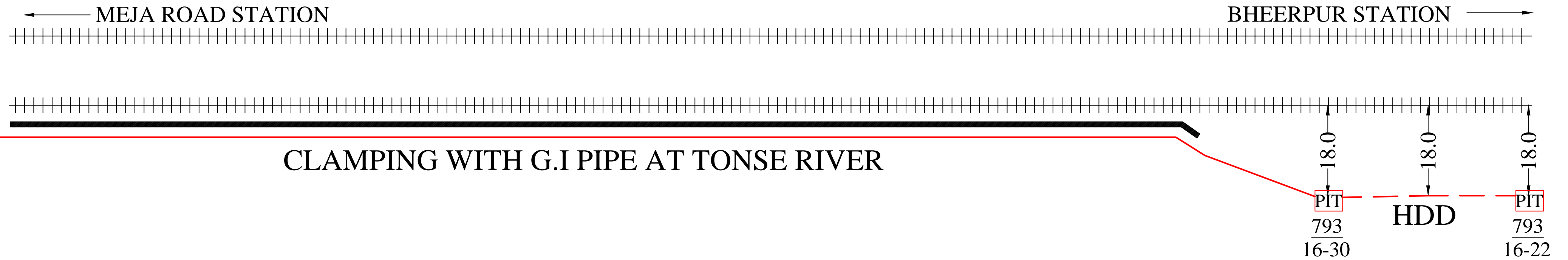
NORTH CENTRAL RAILWAY
AS BUILT DIAGRAM OF 24F FOR THE ROUTE MEJA TO BHEERPUR

RST INFOCOM PVT. LTD.	
DRAWN BY:- NAND KISHORE Mob- +91 8960287304	CHECKED BY:-
ALL DIMENSION ARE IN METER (NOT TO SCALE)	

LEGENDS	
RAILWAY LINE	+++++
NEW LAID OFC	—
OFC JOINT	—○—
LIMITED HIEGHT SUBWAY	
LC GATE/ LX GATE	x
CULVERT/BRIDGE	[]
STATION	⊙
GI PIPE	()
DWC	()
RAILWAY BOUNDRY	- - -
EXISTING 6 QUAD CABLE	—

As built diagram of 24F laid between MEJA Stn. To BHEERPUR Stn.

SHEET NO. 06 of 11



$\frac{792}{20}$
 $\frac{792}{22}$
 $\frac{792}{24}$
 $\frac{792}{26}$
 $\frac{792}{28}$
 $\frac{792}{30}$
 $\frac{793}{02}$
 $\frac{793}{04}$
 $\frac{793}{06}$
 $\frac{793}{08}$
 $\frac{793}{10}$
 $\frac{793}{12}$
 $\frac{793}{14}$
 $\frac{793}{16}$
 $\frac{793}{18}$
 $\frac{793}{20}$

Note: - Laying of OFC as per RDSO L.NO.CBS/DCP/1, Dated 30.10.2009 & chief signal & Telecom Engineer/ALD L No. S&T/NCR/JPO(1/S&T/2012) Dated June 4, 2012)

APPROVED BY RAILWAYS

NORTH CENTRAL
RAILWAY

RST INFOCOM
PVT. LTD.

AS BUILT DIAGRAM OF
24F FOR THE ROUTE
MEJA TO BHEERPUR

DRAWN BY:-
NAND KISHORE
Mob- +91 8960287304

CHECKED BY:-

ALL DIMENSION ARE IN METER
(NOT TO SCALE)

TCIL/NEW DELHI

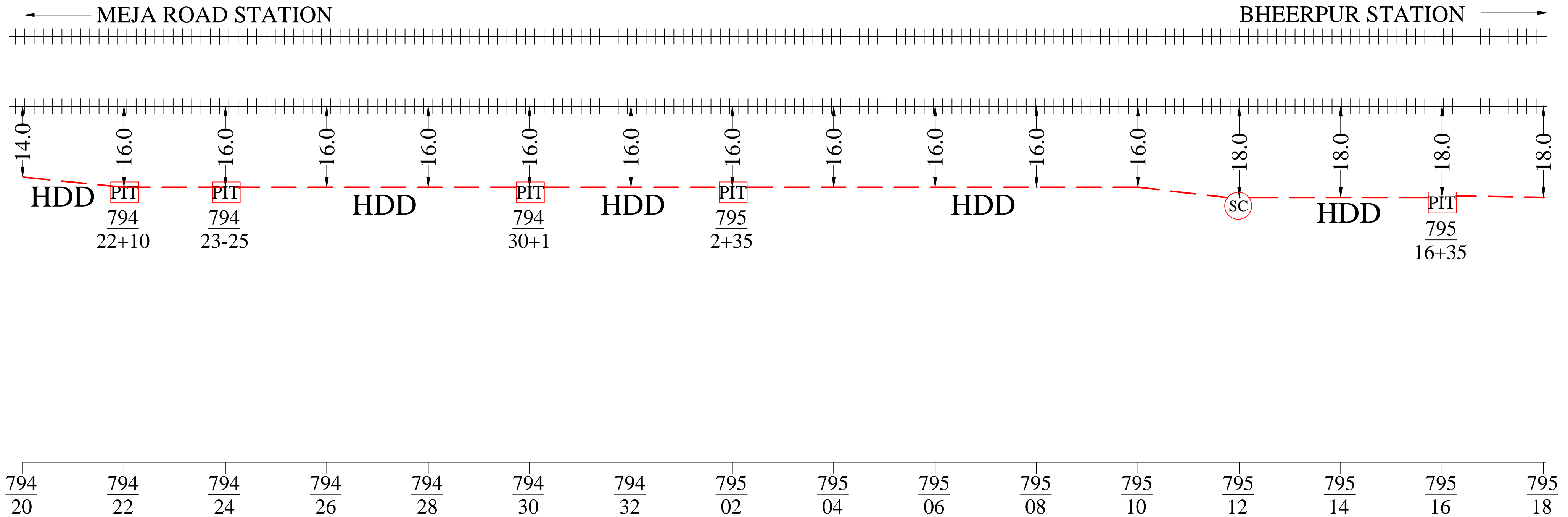
SSE/T/NCRPU/PRYJ

Dy. CSTE/NCRPU/PRYJ

LEGENDS

RAILWAY LINE	+++++
NEW LAID OFC	—
OFC JOINT	— ⊙ —
LIMITED HIEGHT SUBWAY	
LC GATE/ LX GATE	x
CULVERT/BRIDGE	[]
STATION	⊙
GI PIPE	()
DWC	() () () ()
RAILWAY BOUNDRY	- - - -
EXISTING 6 QUAD CABLE	—

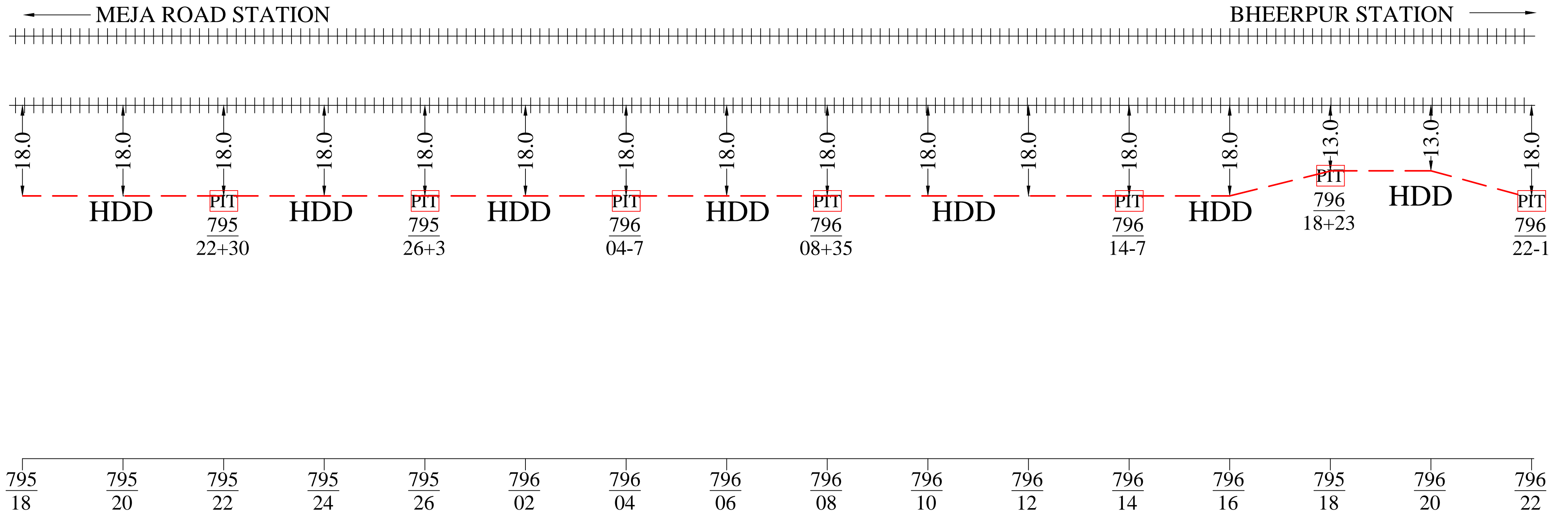
As built diagram of 24F laid between MEJA Stn. To BHEERPUR Stn.



Note: - Laying of OFC as per RDSO L.NO.CBS/DCP/1, Dated 30.10.2009 & chief signal & Telecom Engineer/ALD L No. S&T/NCR/JPO(1/S&T/2012) Dated June 4, 2012)

APPROVED BY RAILWAYS			NORTH CENTRAL RAILWAY	RST INFOCOM PVT. LTD.		LEGENDS																							
TCIL/NEW DELHI	SSE/T/NCRPU/PRYJ	Dy. CSTE/NCRPU/PRYJ	AS BUILT DIAGRAM OF 24F FOR THE ROUTE MEJA TO BHEERPUR	DRAWN BY:- NAND KISHORE Mob- +91 8960287304	CHECKED BY:-	<table border="1" style="width: 100%; border-collapse: collapse;"> <tr> <td style="width: 50%;">RAILWAY LINE</td> <td style="width: 50%; text-align: center;">+++++</td> </tr> <tr> <td>NEW LAID OFC</td> <td style="text-align: center;">—</td> </tr> <tr> <td>OFC JOINT</td> <td style="text-align: center;">—○—</td> </tr> <tr> <td>LIMITED HIEGHT SUBWAY</td> <td style="text-align: center;"> </td> </tr> <tr> <td>LC GATE/ LX GATE</td> <td style="text-align: center;"> x </td> </tr> <tr> <td>CULVERT/BRIDGE</td> <td style="text-align: center;">[]</td> </tr> <tr> <td>STATION</td> <td style="text-align: center;">⊙</td> </tr> <tr> <td>GI PIPE</td> <td style="text-align: center;">()</td> </tr> <tr> <td>DWC</td> <td style="text-align: center;">()</td> </tr> <tr> <td>RAILWAY BOUNDRY</td> <td style="text-align: center;">- - -</td> </tr> <tr> <td>EXISTING 6 QUAD CABLE</td> <td style="text-align: center;">—</td> </tr> </table>		RAILWAY LINE	+++++	NEW LAID OFC	—	OFC JOINT	—○—	LIMITED HIEGHT SUBWAY		LC GATE/ LX GATE	x	CULVERT/BRIDGE	[]	STATION	⊙	GI PIPE	()	DWC	()	RAILWAY BOUNDRY	- - -	EXISTING 6 QUAD CABLE	—
RAILWAY LINE	+++++																												
NEW LAID OFC	—																												
OFC JOINT	—○—																												
LIMITED HIEGHT SUBWAY																													
LC GATE/ LX GATE	x																												
CULVERT/BRIDGE	[]																												
STATION	⊙																												
GI PIPE	()																												
DWC	()																												
RAILWAY BOUNDRY	- - -																												
EXISTING 6 QUAD CABLE	—																												
ALL DIMENSION ARE IN METER (NOT TO SCALE)																													

As built diagram of 24F laid between MEJA Stn. To BHEERPUR Stn.

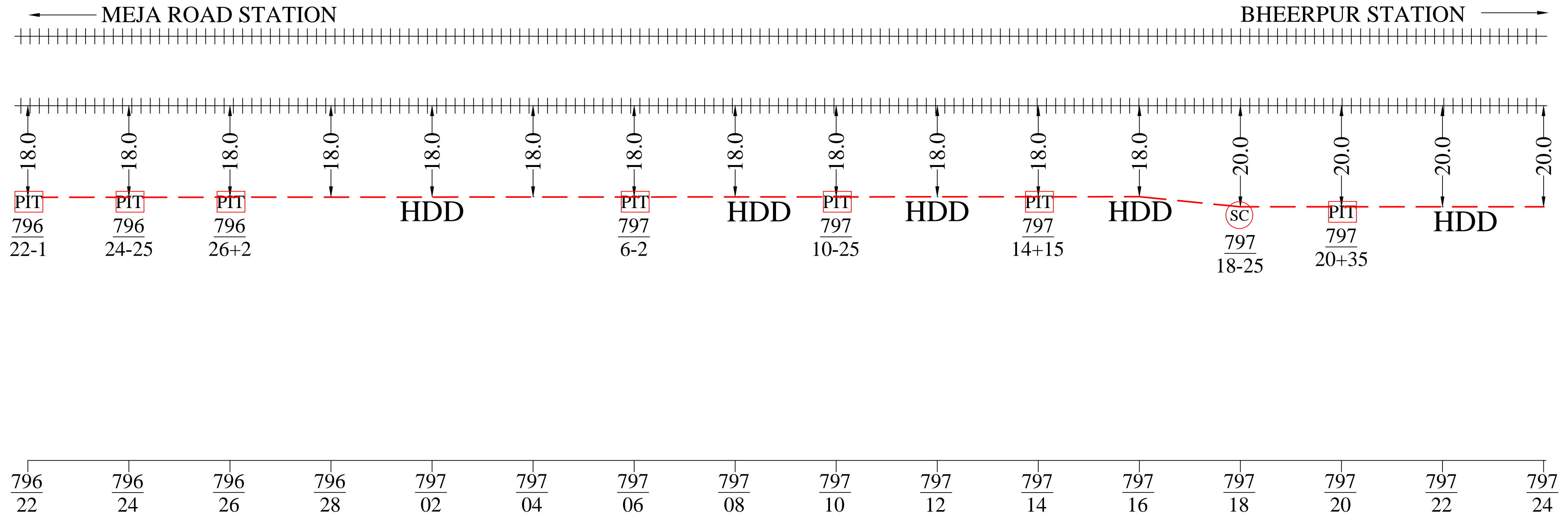


Note: - Laying of OFC as per RDSO L.NO.CBS/DCP/1, Dated 30.10.2009 & chief signal & Telecom Engineer/ALD L No. S&T/NCR/JPO(1/S&T/2012) Dated June 4, 2012)

APPROVED BY RAILWAYS			NORTH CENTRAL RAILWAY	RST INFOCOM PVT. LTD.		LEGENDS	
TCIL/NEW DELHI	SSE/T/NCRPU/PRYJ	Dy. CSTE/NCRPU/PRYJ	AS BUILT DIAGRAM OF 24F FOR THE ROUTE MEJA TO BHEERPUR	DRAWN BY:-	CHECKED BY:-	RAILWAY LINE	+++++
				NAND KISHORE Mob- +91 8960287304		NEW LAID OFC	—
						OFC JOINT	—○—
						LIMITED HIEGHT SUBWAY	
						LC GATE/ LX GATE	x
						CULVERT/BRIDGE	[]
						STATION	⊙
						GI PIPE	()
						DWC	()
						RAILWAY BOUNDRY	- - -
						EXISTING 6 QUAD CABLE	—
ALL DIMENSION ARE IN METER (NOT TO SCALE)							

As built diagram of 24F laid between MEJA Stn. To BHEERPUR Stn.

SHEET NO. 10 of 11

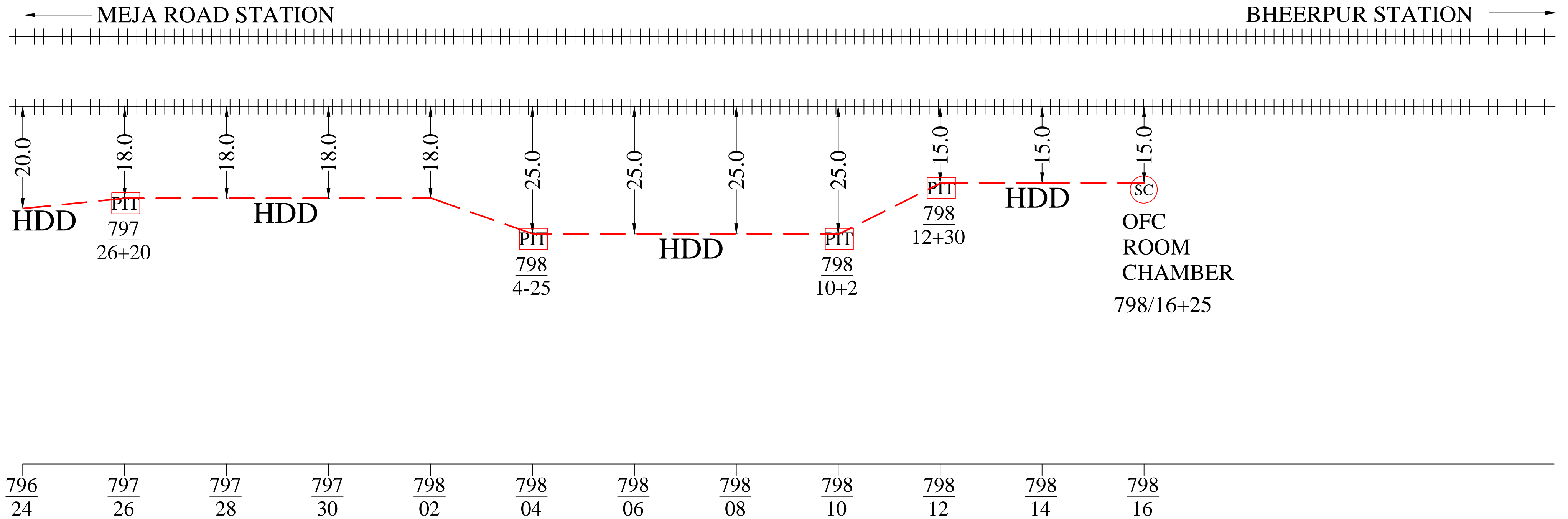


Note: - Laying of OFC as per RDSO L.NO.CBS/DCP/1, Dated 30.10.2009 & chief signal & Telecom Engineer/ALD L No. S&T/NCR/JPO(1/S&T/2012) Dated June 4, 2012)

APPROVED BY RAILWAYS			NORTH CENTRAL RAILWAY	RST INFOCOM PVT. LTD.		LEGENDS	
TCIL/NEW DELHI	SSE/T/NCRPU/PRYJ	Dy. CSTE/NCRPU/PRYJ	AS BUILT DIAGRAM OF 24F FOR THE ROUTE MEJA TO BHEERPUR	DRAWN BY:- NAND KISHORE Mob- +91 8960287304	CHECKED BY:-	RAILWAY LINE +++++	NEW LAID OFC -----
			ALL DIMENSION ARE IN METER (NOT TO SCALE)	STATION 	LIMITED HIEGHT SUBWAY 	OFC JOINT -----○-----	LC GATE/ LX GATE x x
						CULVERT/BRIDGE 	DWC
						RAILWAY BOUNDRY - - - - -	EXISTING 6 QUAD CABLE -----


As built diagram of 24F laid between MEJA Stn. To BHEERPUR Stn.

SHEET NO. 11 of 11



Note: - Laying of OFC as per RDSO L.NO.CBS/DCP/1, Dated 30.10.2009 & chief signal & Telecom Engineer/ALD L No. S&T/NCR/JPO(1/S&T/2012) Dated June 4, 2012)

APPROVED BY RAILWAYS			NORTH CENTRAL RAILWAY	RST INFOCOM PVT. LTD.		LEGENDS	
TCIL/NEW DELHI	SSE/T/NCRPU/PRYJ	Dy. CSTE/NCRPU/PRYJ	AS BUILT DIAGRAM OF 24F FOR THE ROUTE MEJA TO BHEERPUR	DRAWN BY:- NAND KISHORE Mob- +91 8960287304	CHECKED BY:-	STATION	
ALL DIMENSION ARE IN METER (NOT TO SCALE)						GI PIPE	
						DWC	
						RAILWAY BOUNDRY	
						EXISTING 6 QUAD CABLE	
						LC GATE/ LX GATE	
						CULVERT/BRIDGE	
						OFC JOINT	
						LIMITED HIEGHT SUBWAY	
						NEW LAID OFC	
						RAILWAY LINE	



NORTH CENTRAL RAILWAY

PRAYAGRAJ DIVISION

AS BUILT DIAGRAM OF 24 FIBER CABLE

SUB-SECTION :- BHEERPUR Stn. to KARCHANA Stn. (798/16 TO 807/12)

CONTRACTOR

RST INFOCOM PVT. LTD.

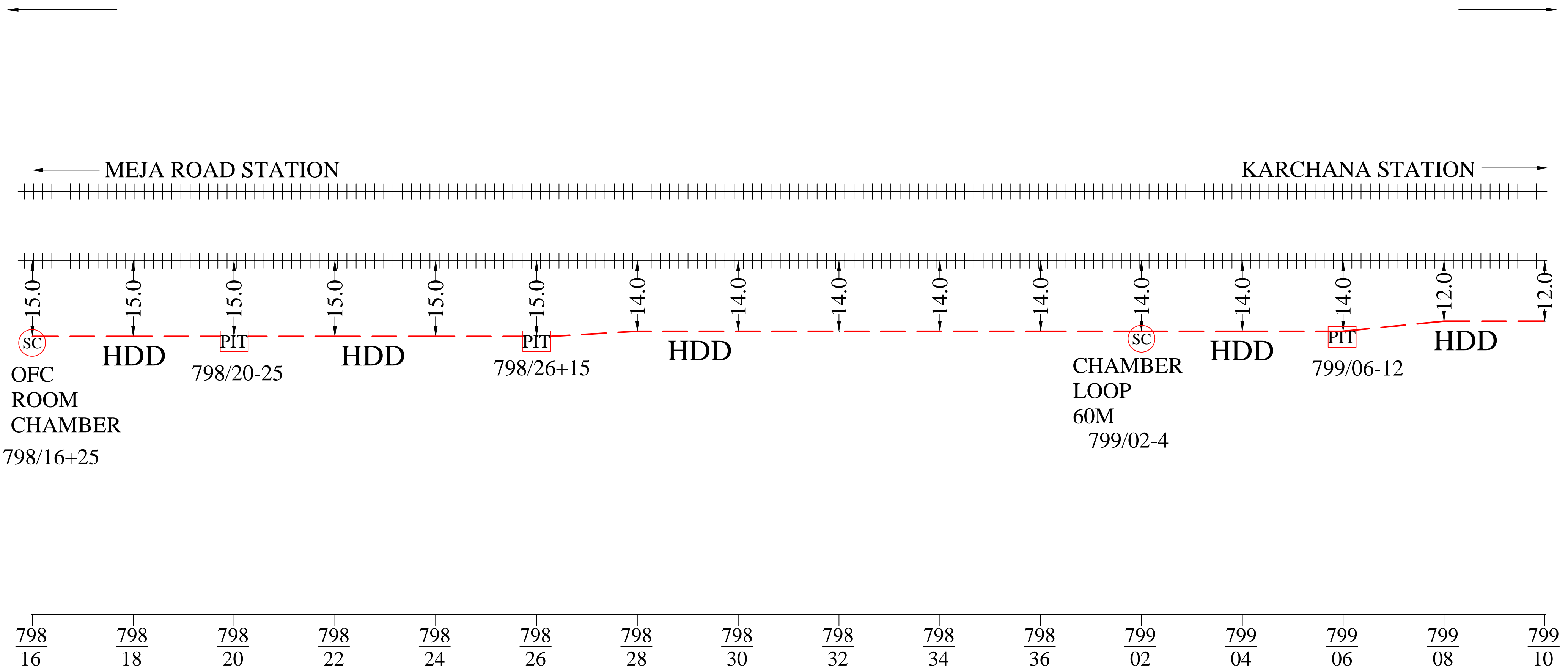
**578, NIGAM CHAURAHA, MUMFORDGANJ,
ALLAHABAD, UP.**

email :- rst.ipl@gmail.com

Dy. CSTE/NCRPU/PRYJ

SSE/T/NCRPU/PRYJ

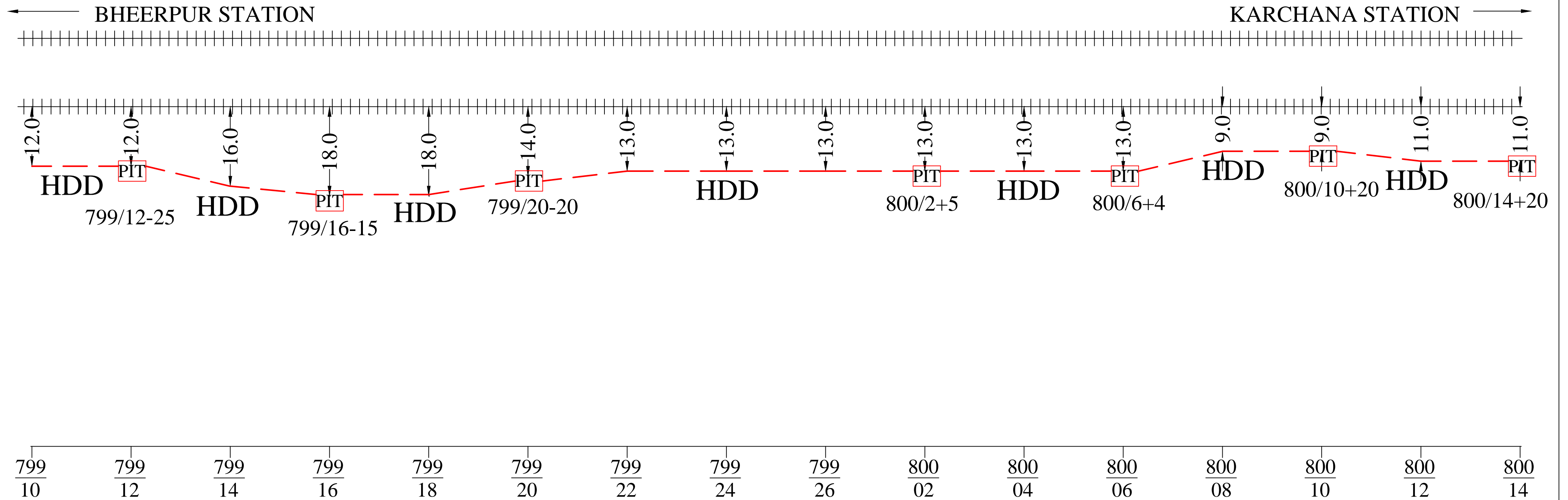
As built diagram of 24F laid between BHEERPUR Stn. To KARCHANA Stn.



Note: - Laying of OFC as per RDSO L.NO.CBS/DCP/1, Dated 30.10.2009 & chief signal & Telecom Engineer/ALD L No. S&T/NCR/JPO(1/S&T/2012) Dated June 4, 2012)

APPROVED BY RAILWAYS			NORTH CENTRAL RAILWAY	RST INFOCOM PVT. LTD.		LEGENDS	
TCIL/NEW DELHI	SSE/T/NCRPU/PRYJ	Dy. CSTE/NCRPU/PRYJ	AS BUILT DIAGRAM OF 24F FOR THE ROUTE BHEERPUR TO KARCHANA	DRAWN BY:- NAND KISHORE Mob- +91 8960287304	CHECKED BY:-	RAILWAY LINE	+++++
				ALL DIMENSION ARE IN METER (NOT TO SCALE)		LIMITED HIEGHT SUBWAY	
						LC GATE/LX GATE	x
						CULVERT/BRIDGE	[]
						STATION	⊙
						GI PIPE	—
						DWC	
						RAILWAY BOUNDRY	---
						EXISTING 6 QUAD CABLE	—

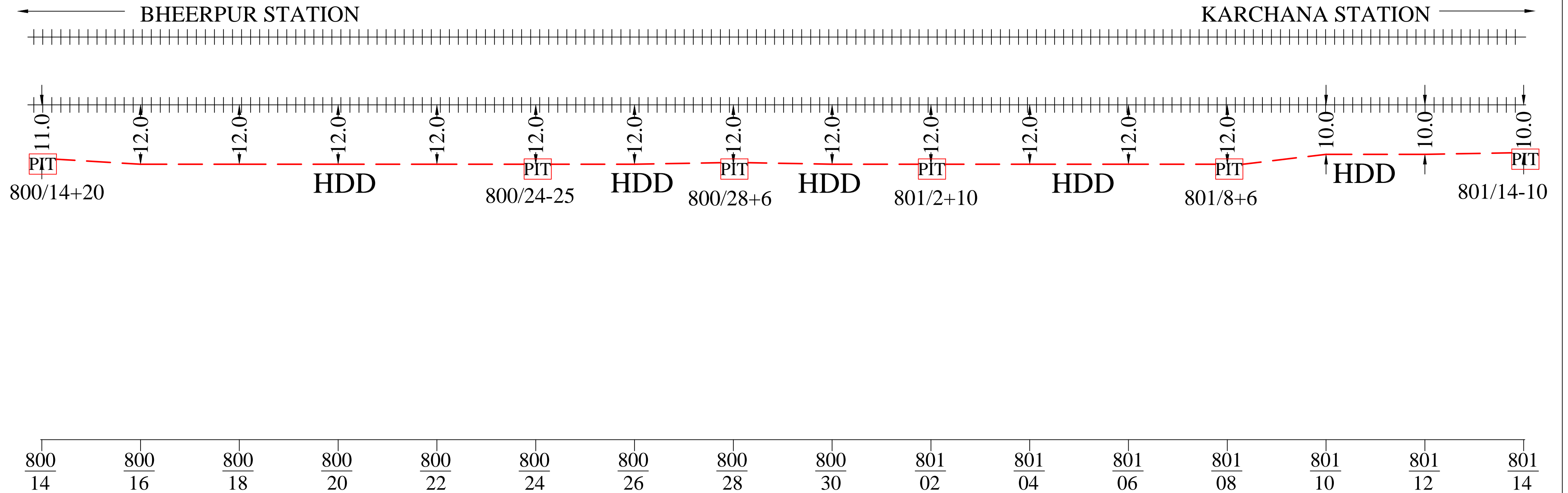
As built diagram of 24F laid between BHEERPUR Stn. To KARCHANA Stn.



APPROVED BY RAILWAYS			NORTH CENTRAL RAILWAY	RST INFOCOM PVT. LTD.		LEGENDS	
TCIL/NEW DELHI	SSE/T/NCRPU/PRYJ	Dy. CSTE/NCRPU/PRYJ	AS BUILT DIAGRAM OF 24F FOR THE ROUTE BHEERPUR TO KARCHANA	DRAWN BY:-	CHECKED BY:-	RAILWAY LINE	+++++
				NAND KISHORE Mob- +91 8960287304		LIMITED HIEGHT SUBWAY	
				ALL DIMENSION ARE IN METER (NOT TO SCALE)		LC GATE/ LX GATE	x x
						CULVERT/BRIDGE	— — — — —
						STATION	⊙
						GI PIPE	⊂
						DWC	
						RAILWAY BOUNDRY	— — — — —
						EXISTING 6 QUAD CABLE	—————

As built diagram of 24F laid between BHEERPUR Stn. To KARCHANA Stn.

SHEET NO. 3 of 9

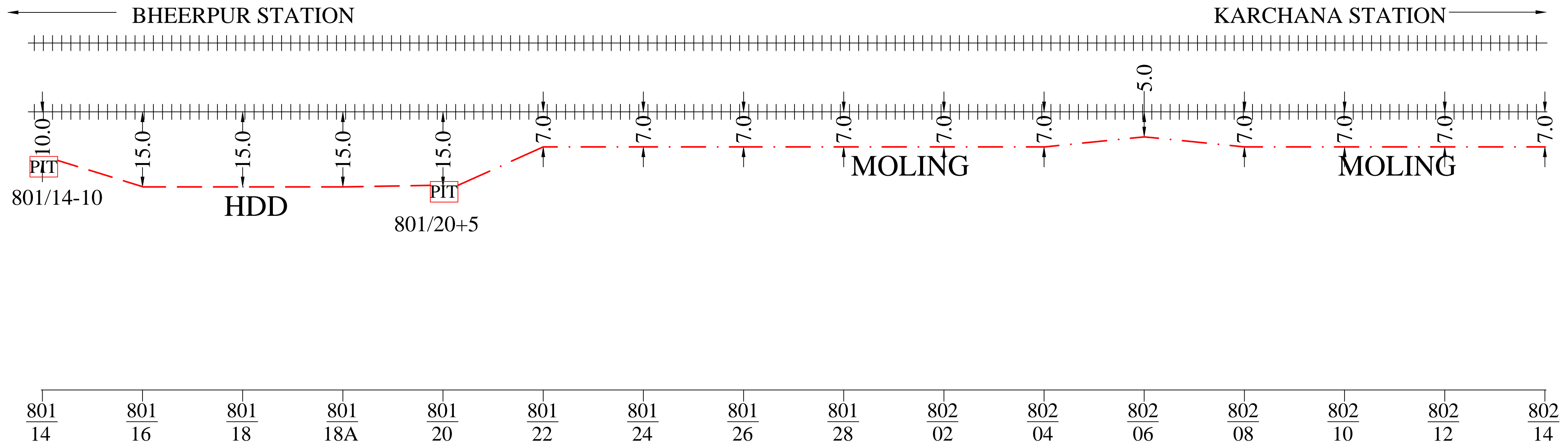


Note: - Laying of OFC as per RDSO L.NO.CBS/DCP/1, Dated 30.10.2009 & chief signal & Telecom Engineer/ALD L No. S&T/NCR/JPO(1/S&T/2012) Dated June 4, 2012)

APPROVED BY RAILWAYS			NORTH CENTRAL RAILWAY	RST INFOCOM PVT. LTD.		LEGENDS	
TCIL/NEW DELHI	SSE/T/NCRPU/PRYJ	Dy. CSTE/NCRPU/PRYJ	AS BUILT DIAGRAM OF 24F FOR THE ROUTE BHEERPUR TO KARCHANA	DRAWN BY:-	CHECKED BY:-	RAILWAY LINE	+++++
				NAND KISHORE Mob- +91 8960287304		STATION	
				ALL DIMENSION ARE IN METER (NOT TO SCALE)		LIMITED HIEGHT SUBWAY	
						LC GATE/ LX GATE	
						CULVERT/BRIDGE	
						GI PIPE	
						DWC	
						RAILWAY BOUNDRY	----
						EXISTING 6 QUAD CABLE	-----

As built diagram of 24F laid between BHEERPUR Stn. To KARCHANA Stn.

SHEET NO. 4 of 9

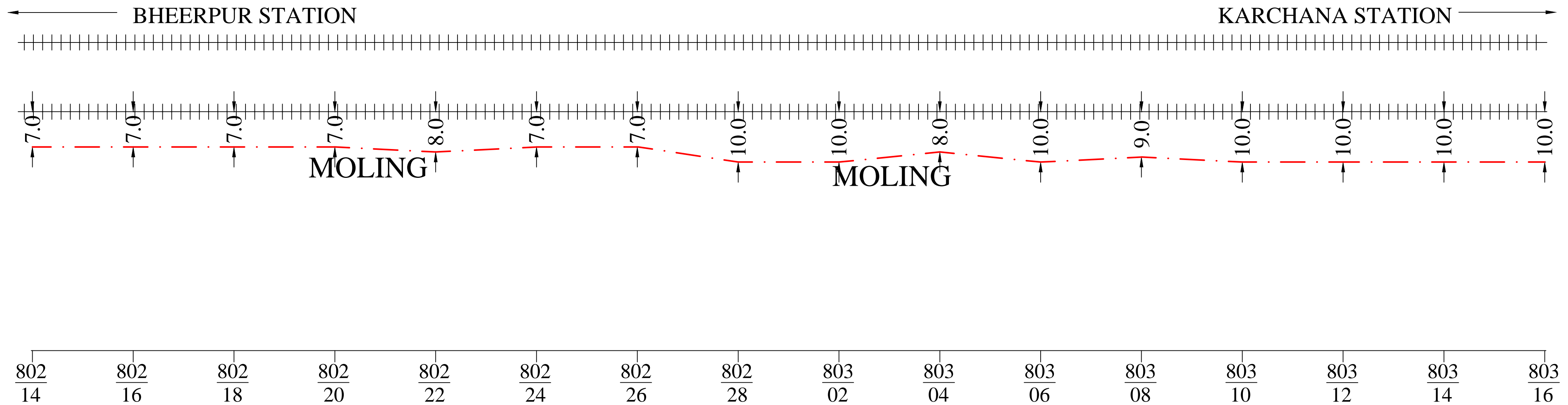


Note: - Laying of OFC as per RDSO L.NO.CBS/DCP/1, Dated 30.10.2009 & chief signal & Telecom Engineer/ALD L No. S&T/NCR/JPO(1/S&T/2012) Dated June 4, 2012)

APPROVED BY RAILWAYS			NORTH CENTRAL RAILWAY	RST INFOCOM PVT. LTD.		LEGENDS	
TCIL/NEW DELHI	SSE/T/NCRPU/PRYJ	Dy. CSTE/NCRPU/PRYJ	AS BUILT DIAGRAM OF 24F FOR THE ROUTE BHEERPUR TO KARCHANA	DRAWN BY:- NAND KISHORE Mob- +91 8960287304	CHECKED BY:-	RAILWAY LINE	+++++
				ALL DIMENSION ARE IN METER (NOT TO SCALE)		LIMITED HIEGHT SUBWAY	
						LC GATE/ LX GATE	x
						CULVERT/BRIDGE	— — — — —
						STATION	⊙
						GI PIPE	— — — — —
						DWC	
						RAILWAY BOUNDRY	— — — — —
						EXISTING 6 QUAD CABLE	— — — — —

As built diagram of 24F laid between BHEERPUR Stn. To KARCHANA Stn.

SHEET NO. 5 of 9

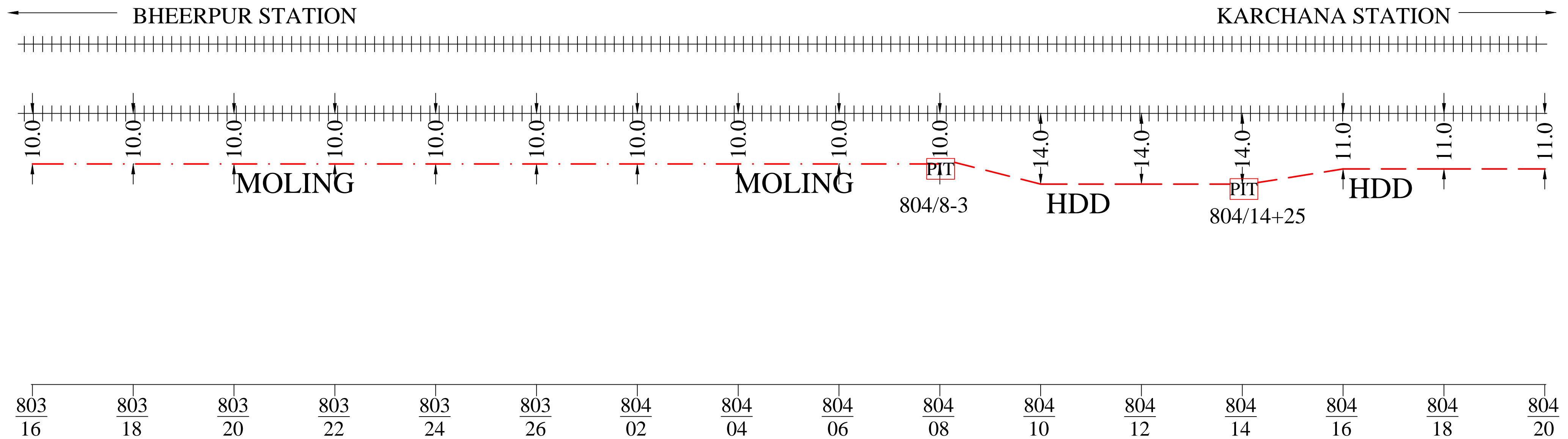


Note: - Laying of OFC as per RDSO L.NO.CBS/DCP/1, Dated 30.10.2009 & chief signal & Telecom Engineer/ALD L No. S&T/NCR/JPO(1/S&T/2012) Dated June 4, 2012)

APPROVED BY RAILWAYS			NORTH CENTRAL RAILWAY	RST INFOCOM PVT. LTD.		LEGENDS	
TCIL/NEW DELHI	SSE/T/NCRPU/PRYJ	Dy. CSTE/NCRPU/PRYJ	AS BUILT DIAGRAM OF 24F FOR THE ROUTE BHEERPUR TO KARCHANA	DRAWN BY:-	CHECKED BY:-	RAILWAY LINE	+++++
				NAND KISHORE Mob- +91 8960287304		NEW LAID OFC	---
						OFC JOINT	---○---
						LIMITED HIEGHT SUBWAY	
						LC GATE/ LX GATE	x
						CULVERT/BRIDGE	[]
						STATION	⊙
						GI PIPE	()
						DWC	()
						RAILWAY BOUNDRY	- - -
						EXISTING 6 QUAD CABLE	---
				ALL DIMENSION ARE IN METER (NOT TO SCALE)			

As built diagram of 24F laid between BHEERPUR Stn. To KARCHANA Stn.

SHEET NO. 6 of 9



Note: - Laying of OFC as per RDSO L.NO.CBS/DCP/1, Dated 30.10.2009 & chief signal & Telecom Engineer/ALD L No. S&T/NCR/JPO(1/S&T/2012) Dated June 4, 2012)

APPROVED BY RAILWAYS

NORTH CENTRAL RAILWAY

RST INFOCOM PVT. LTD.

AS BUILT DIAGRAM OF 24F FOR THE ROUTE BHEERPUR TO KARCHANA

DRAWN BY:-
NAND KISHORE
Mob- +91 8960287304

CHECKED BY:-

ALL DIMENSION ARE IN METER (NOT TO SCALE)

TCIL/NEW DELHI

SSE/T/NCRPU/PRYJ


Dy. CSTE/NCRPU/PRYJ

LEGENDS

RAILWAY LINE	+++++
NEW LAID OFC	—————
OFC JOINT	⊙
LIMITED HIEGHT SUBWAY	
LC GATE/ LX GATE	x x
CULVERT/BRIDGE	—————
STATION	⊙
GI PIPE	⊖
DWC	⊖⊖⊖⊖
RAILWAY BOUNDRY	—————
EXISTING 6 QUAD CABLE	—————

As built diagram of 24F laid between BHEERPUR Stn. To KARCHANA Stn.

SHEET NO. 7 of 9

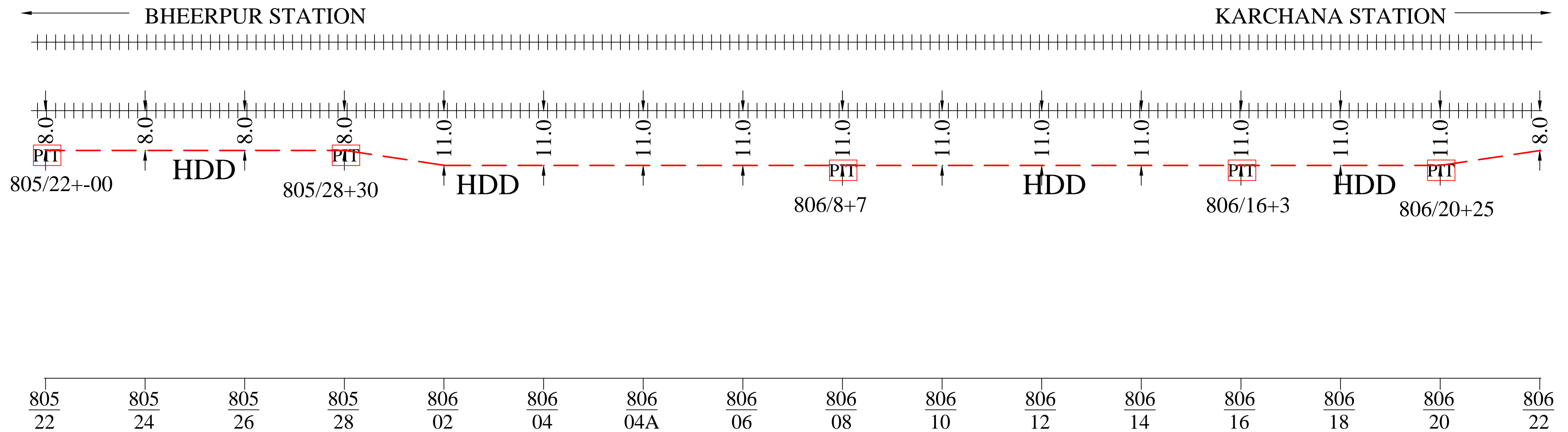


Note: - Laying of OFC as per RDSO L.NO.CBS/DCP/1, Dated 30.10.2009 & chief signal & Telecom Engineer/ALD L No. S&T/NCR/JPO(1/S&T/2012) Dated June 4, 2012)

APPROVED BY RAILWAYS			NORTH CENTRAL RAILWAY	RST INFOCOM PVT. LTD.	LEGENDS	
TCIL/NEW DELHI	SSE/T/NCRPU/PRYJ	Dy. CSTE/NCRPU/PRYJ	AS BUILT DIAGRAM OF 24F FOR THE ROUTE BHEERPUR TO KARCHANA	DRAWN BY:-	CHECKED BY:-	RAILWAY LINE
				NAND KISHORE Mob- +91 8960287304		NEW LAID OFC
				ALL DIMENSION ARE IN METER (NOT TO SCALE)		OFC JOINT
						LIMITED HIEGHT SUBWAY
						LC GATE/ LX GATE
						CULVERT/BRIDGE
						STATION
						GI PIPE
						DWC
						RAILWAY BOUNDRY
						EXISTING 6 QUAD CABLE

As built diagram of 24F laid between BHEERPUR Stn. To KARCHANA Stn.

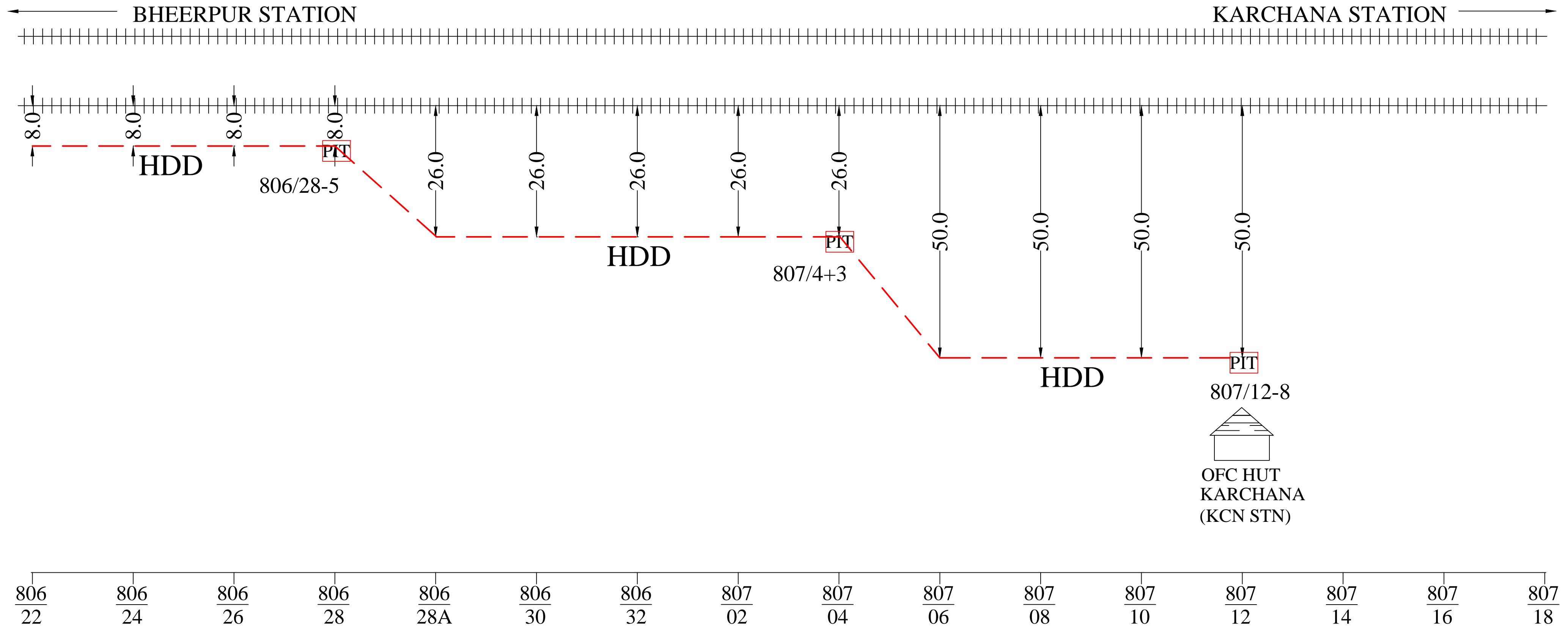
SHEET NO. 8 of 9



Note: - Laying of OFC as per RDSO L.NO.CBS/DCP/1, Dated 30.10.2009 & chief signal & Telecom Engineer/ALD L No. S&T/NCR/JPO(1/S&T/2012) Dated June 4, 2012)


APPROVED BY RAILWAYS			NORTH CENTRAL RAILWAY	RST INFOCOM PVT. LTD.		LEGENDS	
TCIL/NEW DELHI	SSE/T/NCRPU/PRYJ	Dy. CSTE/NCRPU/PRYJ	AS BUILT DIAGRAM OF 24F FOR THE ROUTE BHEERPUR TO KARCHANA	DRAWN BY:- NAND KISHORE Mob- +91 8960287304	CHECKED BY:-	RAILWAY LINE	+++++
				ALL DIMENSION ARE IN METER (NOT TO SCALE)		LIMITED HIEGHT SUBWAY	
						LC GATE/ LX GATE	x
						CULVERT/BRIDGE	[]
						STATION	[]
						GI PIPE	()
						DWC	()
						RAILWAY BOUNDRY	- - -
						EXISTING 6 QUAD CABLE	- - -

As built diagram of 24F laid between BHEERPUR Stn. To KARCHANA Stn.



Note: - Laying of OFC as per RDSO L.NO.CBS/DCP/1, Dated 30.10.2009 & chief signal & Telecom Engineer/ALD L No. S&T/NCR/JPO(1/S&T/2012) Dated June 4, 2012)

APPROVED BY RAILWAYS			NORTH CENTRAL RAILWAY	RST INFOCOM PVT. LTD.		LEGENDS	
TCIL/NEW DELHI	SSE/T/NCRPU/PRYJ	Dy. CSTE/NCRPU/PRYJ		AS BUILT DIAGRAM OF 24F FOR THE ROUTE BHEERPUR TO KARCHANA	DRAWN BY:- NAND KISHORE Mob- +91 8960287304	CHECKED BY:-	RAILWAY LINE
			ALL DIMENSION ARE IN METER (NOT TO SCALE)		NEW LAID OFC	---	
						OFC JOINT	---○---
						LIMITED HIEGHT SUBWAY	
						LC GATE/ LX GATE	x x
						CULVERT/BRIDGE	— — —
						STATION	⊙
						GI PIPE	⊂
						DWC	⊂⊂⊂
						RAILWAY BOUNDRY	--- -- ---
						EXISTING 6 QUAD CABLE	— — — — —



NORTH CENTRAL RAILWAY

PRAYAGRAJ DIVISION

AS BUILT DIAGRAM OF 24 FIBER CABLE

SUB-SECTION :- KARCHANA Stn. to CHEOKI Stn. (807/12 to 815/38)

CONTRACTOR

RST INFOCOM PVT. LTD.


**578, NIGAM CHAURAHA, MUMFORDGANJ,
ALLAHABAD, UP.**

email :- rst.ipl@gmail.com

Dy. CSTE/NCRPU/PRYJ

SSE/T/NCRPU/PRYJ

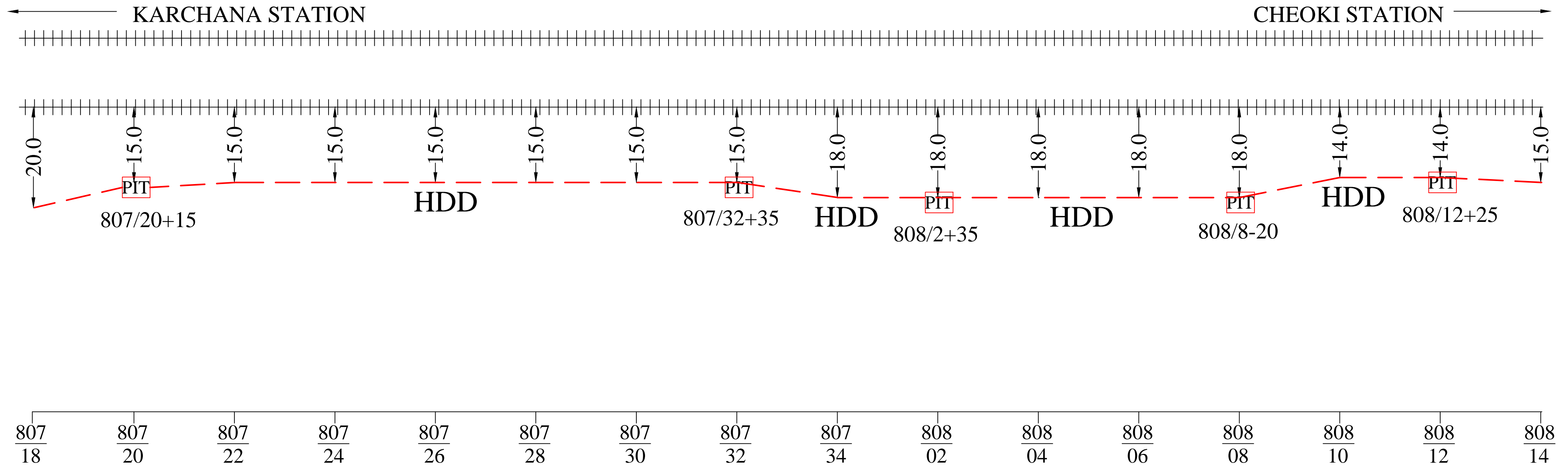
As built diagram of 24F laid between KARCHANA Stn. To CHEOKI Stn.



Note: - Laying of OFC as per RDSO L.NO.CBS/DCP/1, Dated 30.10.2009 & chief signal & Telecom Engineer/ALD L No. S&T/NCR/JPO(1/S&T/2012) Dated June 4, 2012)

APPROVED BY RAILWAYS			NORTH CENTRAL RAILWAY	RST INFOCOM PVT. LTD.	LEGENDS	
TCIL/NEW DELHI	SSE/T/NCRPU/PRYJ	Dy. CSTE/NCRPU/PRYJ	AS BUILT DIAGRAM OF 24F FOR THE ROUTE KARCHANA TO CHEOKI	DRAWN BY:- NAND KISHORE Mob- +91 8960287304	CHECKED BY:-	RAILWAY LINE +++++
				ALL DIMENSION ARE IN METER (NOT TO SCALE)		NEW LAID OFC -----
					OFC JOINT ---(o)---	LIMITED HIEGHT SUBWAY
					LC GATE/ LX GATE x	CULVERT/BRIDGE []
					STATION []	GI PIPE []
					DWC []	RAILWAY BOUNDRY - - - -
					EXISTING 6 QUAD CABLE -----	

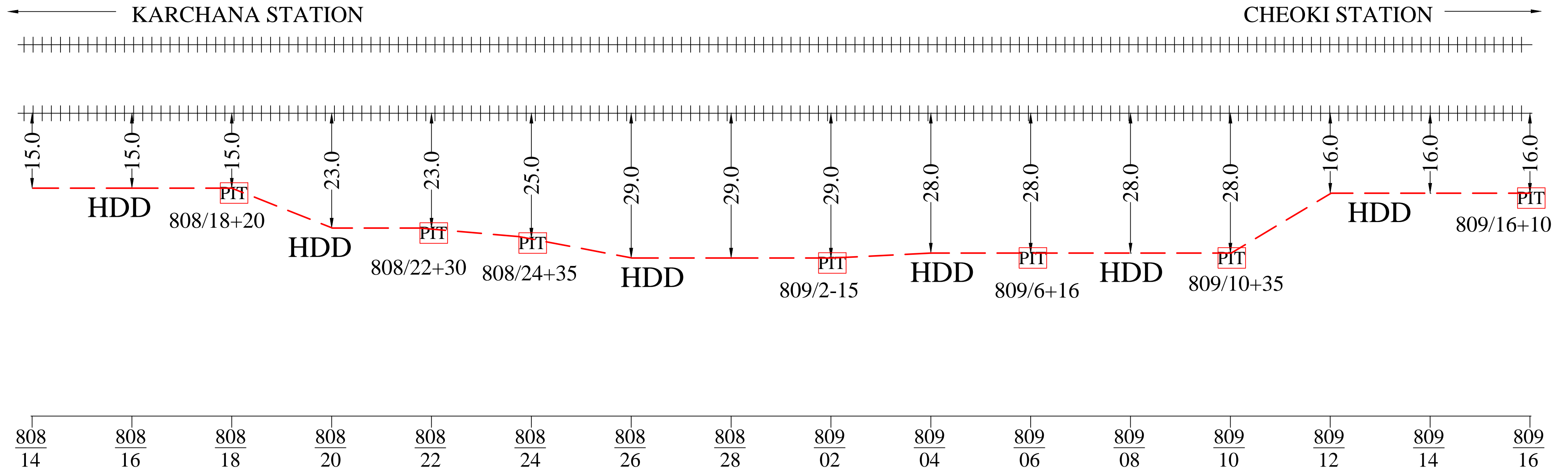
As built diagram of 24F laid between KARCHANA Stn. To CHEOKI Stn.



Note: - Laying of OFC as per RDSO L.NO.CBS/DCP/1, Dated 30.10.2009 & chief signal & Telecom Engineer/ALD L No. S&T/NCR/JPO(1/S&T/2012) Dated June 4, 2012)

APPROVED BY RAILWAYS			NORTH CENTRAL RAILWAY	RST INFOCOM PVT. LTD.		LEGENDS	
TCIL/NEW DELHI	SSE/T/NCRPU/PRYJ	Dy. CSTE/NCRPU/PRYJ	AS BUILT DIAGRAM OF 24F FOR THE ROUTE KARCHANA TO CHEOKI	DRAWN BY:- NAND KISHORE Mob- +91 8960287304	CHECKED BY:-	RAILWAY LINE	+++++
				ALL DIMENSION ARE IN METER (NOT TO SCALE)		LIMITED HIEGHT SUBWAY	
						LC GATE/ LX GATE	x
						CULVERT/BRIDGE	
						STATION	⊙
						GI PIPE	—○—
						DWC	
						RAILWAY BOUNDRY	— — —
						EXISTING 6 QUAD CABLE	— — — — —

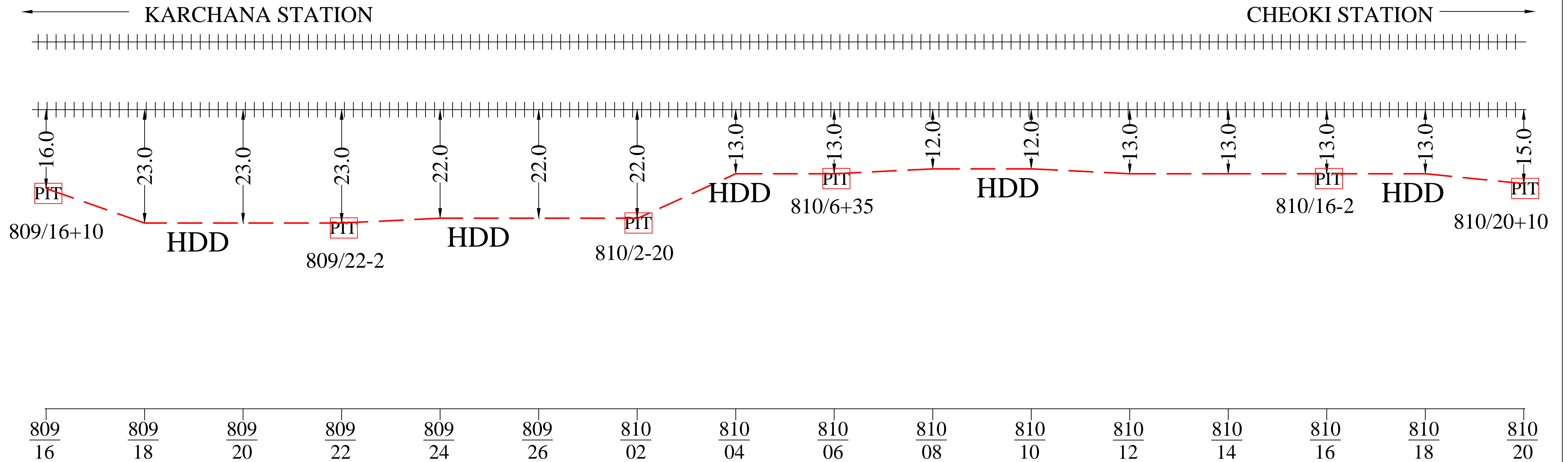
As built diagram of 24F laid between KARCHANA Stn. To CHEOKI Stn.



Note: - Laying of OFC as per RDSO L.NO.CBS/DCP/1, Dated 30.10.2009 & chief signal & Telecom Engineer/ALD L No. S&T/NCR/JPO(1/S&T/2012) Dated June 4, 2012)

APPROVED BY RAILWAYS			NORTH CENTRAL RAILWAY	RST INFOCOM PVT. LTD.		LEGENDS	
TCIL/NEW DELHI	SSE/T/NCRPU/PRYJ	Dy. CSTE/NCRPU/PRYJ	AS BUILT DIAGRAM OF 24F FOR THE ROUTE KARCHANA TO CHEOKI	DRAWN BY:-	CHECKED BY:-	RAILWAY LINE	+++++
				NAND KISHORE Mob- +91 8960287304		NEW LAID OFC	—
				ALL DIMENSION ARE IN METER (NOT TO SCALE)		OFC JOINT	—○—
						LIMITED HIEGHT SUBWAY	
						LC GATE/ LX GATE	x
						CULVERT/BRIDGE	—
						STATION	⊙
						GI PIPE	—
						DWC	
						RAILWAY BOUNDRY	— — —
						EXISTING 6 QUAD CABLE	—

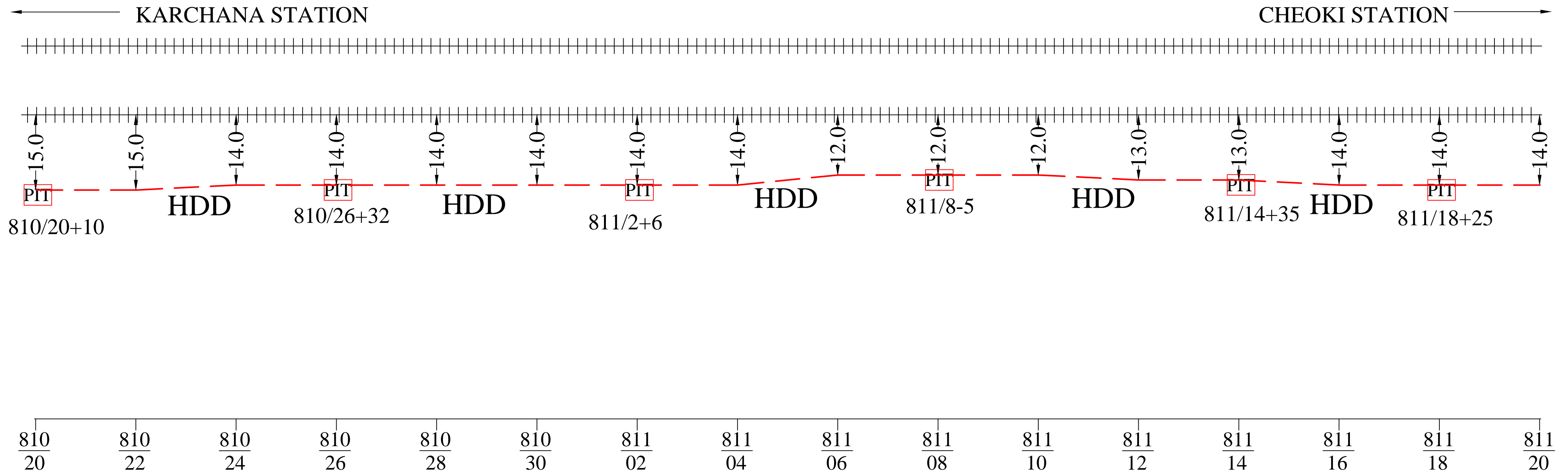
As built diagram of 24F laid between KARCHANA Stn. To CHEOKI Stn.



Note: - Laying of OFC as per RDSO L.NO.CBS/DCP/1, Dated 30.10.2009 & chief signal & Telecom Engineer/ALD L No. S&T/NCR/JPO(1/S&T/2012) Dated June 4, 2012)

APPROVED BY RAILWAYS			NORTH CENTRAL RAILWAY	RST INFOCOM PVT. LTD.		LEGENDS	
TCIL/NEW DELHI	SSE/T/NCRPU/PRYJ	Dy. CSTE/NCRPU/PRYJ	AS BUILT DIAGRAM OF 24F FOR THE ROUTE KARCHANA TO CHEOKI	DRAWN BY:- NAND KISHORE Mob- +91 8960287304	CHECKED BY:-	RAILWAY LINE	+++++
				ALL DIMENSION ARE IN METER (NOT TO SCALE)		LIMITED HIEGHT SUBWAY	
						LC GATE/ LX GATE	x
						CULVERT/BRIDGE	[]
						STATION	⊙
						GI PIPE	—○—
						DWC	
						RAILWAY BOUNDRY	— — —
						EXISTING 6 QUAD CABLE	— — — — —

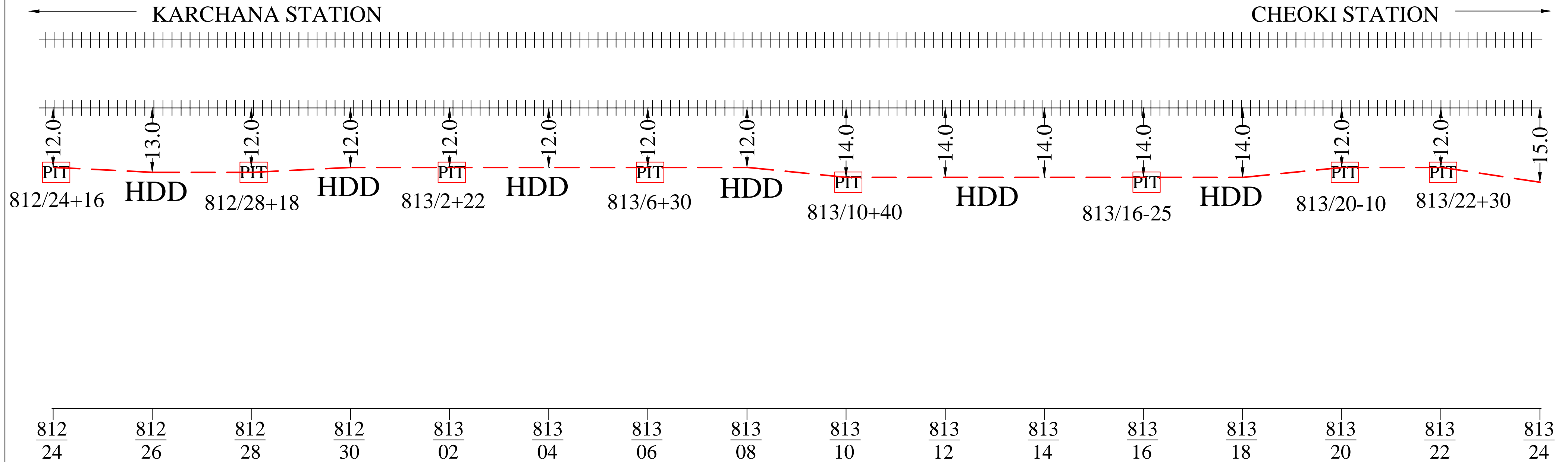
As built diagram of 24F laid between KARCHANA Stn. To CHEOKI Stn.



Note: - Laying of OFC as per RDSO L.NO.CBS/DCP/1, Dated 30.10.2009 & chief signal & Telecom Engineer/ALD L No. S&T/NCR/JPO(1/S&T/2012) Dated June 4, 2012)

APPROVED BY RAILWAYS			NORTH CENTRAL RAILWAY	RST INFOCOM PVT. LTD.	LEGENDS	
TCIL/NEW DELHI	SSE/T/NCRPU/PRYJ	Dy. CSTE/NCRPU/PRYJ			AS BUILT DIAGRAM OF 24F FOR THE ROUTE KARCHANA TO CHEOKI	DRAWN BY:- NAND KISHORE Mob- +91 8960287304
			ALL DIMENSION ARE IN METER (NOT TO SCALE)		STATION 	LIMITED HIEGHT SUBWAY
					LC GATE/ LX GATE 	
					CULVERT/BRIDGE 	
					GI PIPE 	
					DWC 	
					RAILWAY BOUNDRY -----	
					EXISTING 6 QUAD CABLE -----	

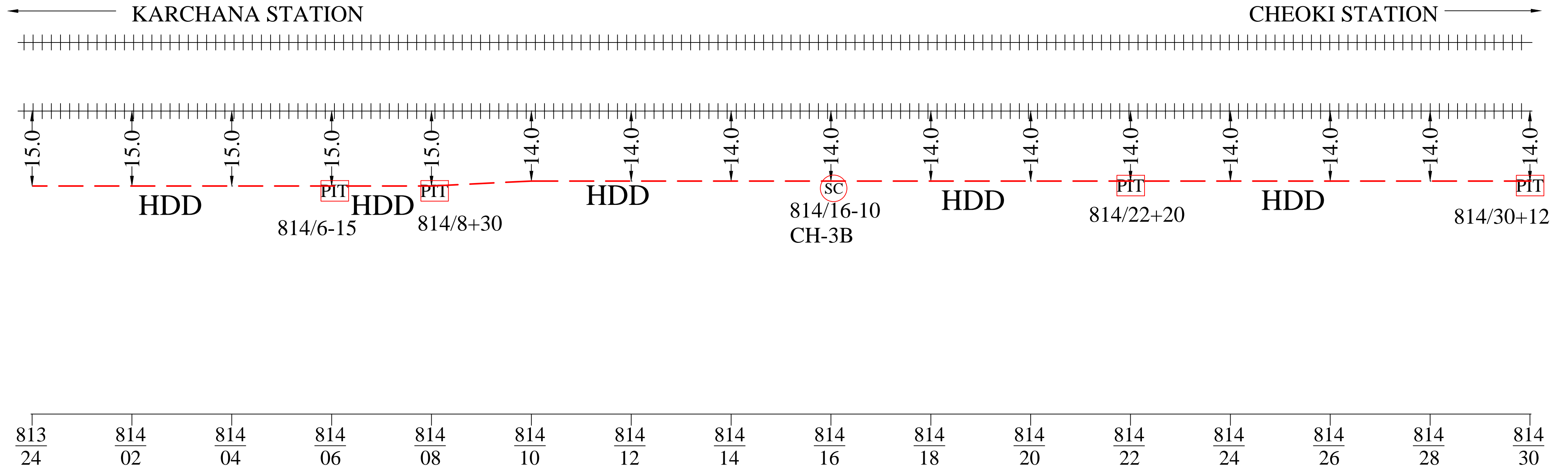
As built diagram of 24F laid between KARCHANA Stn. To CHEOKI Stn.



Note: - Laying of OFC as per RDSO L.NO.CBS/DCP/1, Dated 30.10.2009 & chief signal & Telecom Engineer/ALD L No. S&T/NCR/JPO(1/S&T/2012) Dated June 4, 2012)

APPROVED BY RAILWAYS			NORTH CENTRAL RAILWAY	RST INFOCOM PVT. LTD.		LEGENDS	
			AS BUILT DIAGRAM OF 24F FOR THE ROUTE KARCHANA TO CHEOKI	<u>DRAWN BY:-</u>	<u>CHECKED BY:-</u>	RAILWAY LINE	
				NAND KISHORE Mob- +91 8960287304		NEW LAID OFC	
TCIL/NEW DELHI	SSE/T/NCRPU/PRYJ	Dy. CSTE/NCRPU/PRYJ		ALL DIMENSION ARE IN METER (NOT TO SCALE)		OFC JOINT	
						LIMITED HIEGHT SUBWAY	
						LC GATE/ LX GATE	
						CULVERT/BRIDGE	
						STATION	
						GI PIPE	
						DWC	
						RAILWAY BOUNDRY	
						EXISTING 6 QUAD CABLE	

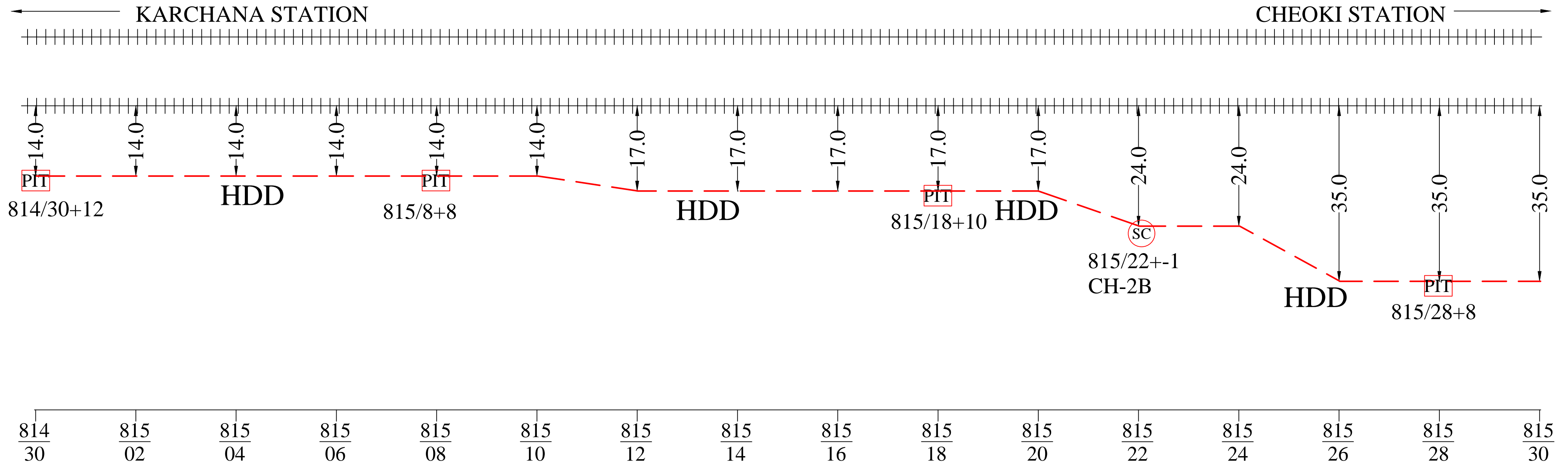
As built diagram of 24F laid between KARCHANA Stn. To CHEOKI Stn.



Note: - Laying of OFC as per RDSO L.NO.CBS/DCP/1, Dated 30.10.2009 & chief signal & Telecom Engineer/ALD L No. S&T/NCR/JPO(1/S&T/2012) Dated June 4, 2012)

APPROVED BY RAILWAYS			NORTH CENTRAL RAILWAY	RST INFOCOM PVT. LTD.		LEGENDS	
TCIL/NEW DELHI	SSE/T/NCRPU/PRYJ	Dy. CSTE/NCRPU/PRYJ		AS BUILT DIAGRAM OF 24F FOR THE ROUTE KARCHANA TO CHEOKI	DRAWN BY:- NAND KISHORE Mob- +91 8960287304	CHECKED BY:-	RAILWAY LINE
			ALL DIMENSION ARE IN METER (NOT TO SCALE)		NEW LAID OFC	-----	
						OFC JOINT	---○---
						LIMITED HIEGHT SUBWAY	
						LC GATE/ LX GATE	x x
						CULVERT/BRIDGE	===== =====
						STATION	⊙
						GI PIPE	⊔
						DWC	⊔⊔⊔⊔
						RAILWAY BOUNDRY	-----
						EXISTING 6 QUAD CABLE	-----

As built diagram of 24F laid between KARCHANA Stn. To CHEOKI Stn.




Note: - Laying of OFC as per RDSO L.NO.CBS/DCP/1, Dated 30.10.2009 & chief signal & Telecom Engineer/ALD L No. S&T/NCR/JPO(1/S&T/2012) Dated June 4, 2012)

APPROVED BY RAILWAYS		
TCIL/NEW DELHI	SSE/T/NCRPU/PRYJ	Dy. CSTE/NCRPU/PRYJ

NORTH CENTRAL RAILWAY
AS BUILT DIAGRAM OF 24F FOR THE ROUTE KARCHANA TO CHEOKI

RST INFOCOM PVT. LTD.	
DRAWN BY:- NAND KISHORE Mob- +91 8960287304	CHECKED BY:-
ALL DIMENSION ARE IN METER (NOT TO SCALE)	

LEGENDS	
RAILWAY LINE	+++++
NEW LAID OFC	— — — — —
OFC JOINT	— ⊙ —
LIMITED HIEGHT SUBWAY	
LC GATE/ LX GATE	x
CULVERT/BRIDGE	[]
STATION	⊙
GI PIPE	()
DWC	() () () () ()
RAILWAY BOUNDRY	- - - - -
EXISTING 6 QUAD CABLE	— — — — —



NORTH CENTRAL RAILWAY

PRAYAGRAJ DIVISION

AS BUILT DIAGRAM OF 24 FIBER CABLE

SUB-SECTION :- CHEOKI Stn. to NAINI Stn. (815/38 to 818/24)

CONTRACTOR

RST INFOCOM PVT. LTD.

578, NIGAM CHAURAHA, MUMFORDGANJ,

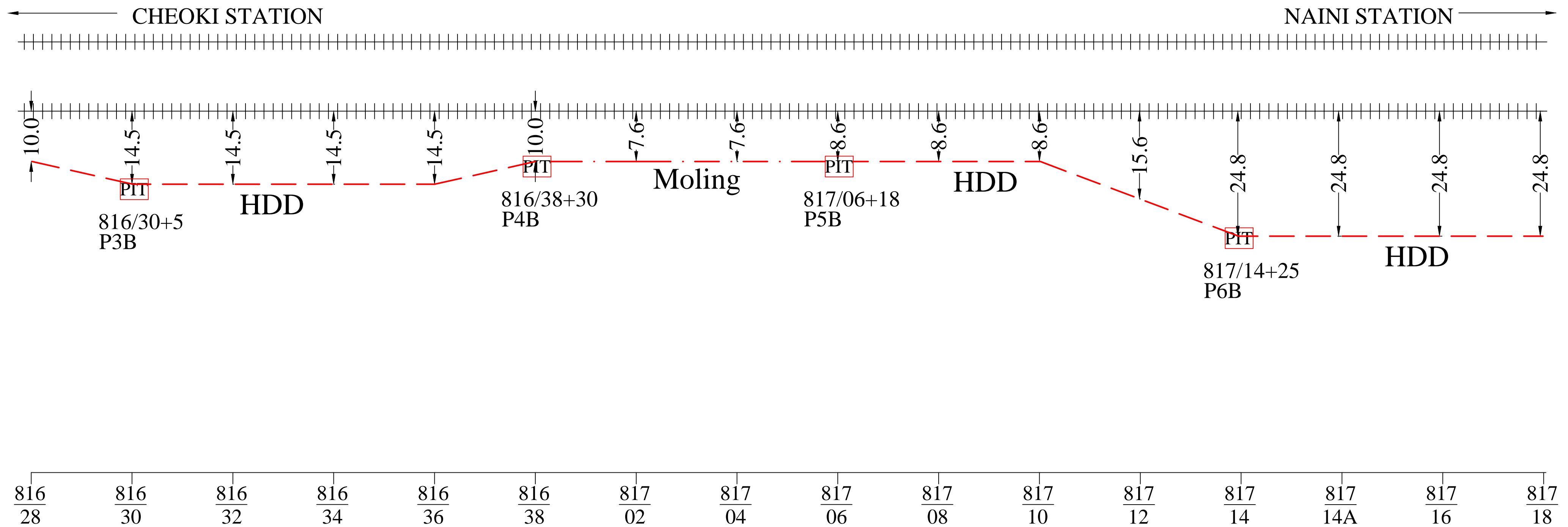
ALLAHABAD, UP.

email :- rst.ipl@gmail.com

Dy. CSTE/NCRPU/PRYJ

SSE/T/NCRPU/PRYJ

As built diagram of 24F laid between CHEOKI Stn. To NAINI Stn.

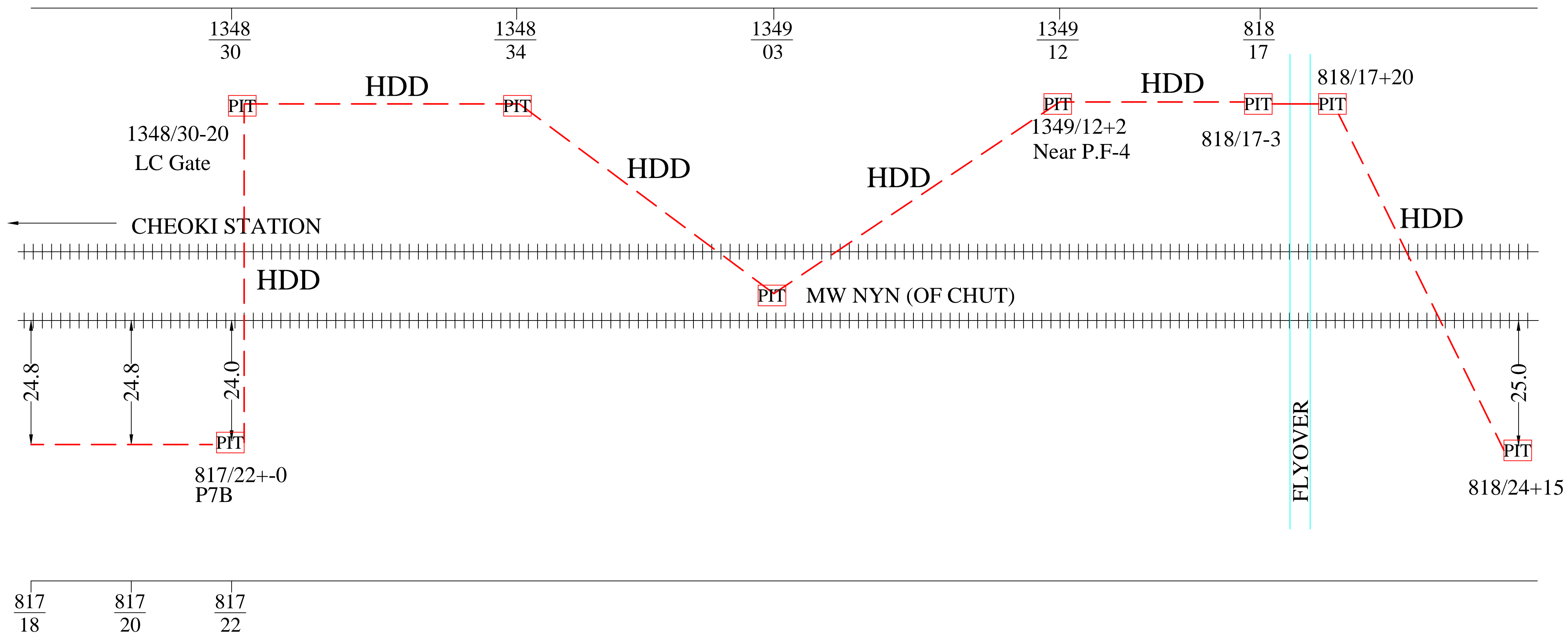


Note: - Laying of OFC as per RDSO L.NO.CBS/DCP/1, Dated 30.10.2009 & chief signal & Telecom Engineer/ALD L No. S&T/NCR/JPO(1/S&T/2012) Dated June 4, 2012)

APPROVED BY RAILWAYS			NORTH CENTRAL RAILWAY	RST INFOCOM PVT. LTD.		LEGENDS	
TCIL/NEW DELHI	SSE/T/NCRPU/PRYJ	Dy. CSTE/NCRPU/PRYJ	AS BUILT DIAGRAM OF 24F FOR THE ROUTE CHEOKI TO NAINI	DRAWN BY:- NAND KISHORE Mob- +91 8960287304	CHECKED BY:-	RAILWAY LINE	+++++
				ALL DIMENSION ARE IN METER (NOT TO SCALE)		LIMITED HIEGHT SUBWAY	
						LC GATE/ LX GATE	x
						CULVERT/BRIDGE	— — — — —
						STATION	⊙
						GI PIPE	⊂
						DWC	⊂⊂⊂⊂⊂
						RAILWAY BOUNDRY	— — — — —
						EXISTING 6 QUAD CABLE	— — — — —

As built diagram of 24F laid between CHEOKI Stn. To NAINI Stn.


SHEET NO. 03 of 03



Note: - Laying of OFC as per RDSO L.NO.CBS/DCP/1, Dated 30.10.2009 & chief signal & Telecom Engineer/ALD L No. S&T/NCR/JPO(1/S&T/2012) Dated June 4, 2012)

LEGENDS	
RAILWAY LINE	+++++
NEW LAID OFC	-----
OFC JOINT	-----○-----
LIMITED HIEGHT SUBWAY	
LC GATE/ LX GATE	x x
CULVERT/BRIDGE	====
STATION	⊙
GI PIPE	⊂
DWC	⊂⊂⊂⊂
RAILWAY BOUNDRY	-----
EXISTING 6 QUAD CABLE	-----

APPROVED BY RAILWAYS			NORTH CENTRAL RAILWAY	RST INFOCOM PVT. LTD.	
TCIL/NEW DELHI	SSE/T/NCRPU/PRYJ	Dy. CSTE/NCRPU/PRYJ		DRAWN BY:- NAND KISHORE Mob- +91 8960287304	CHECKED BY:-
			AS BUILT DIAGRAM OF 24F FOR THE ROUTE CHEOKI TO NAINI		



NORTH CENTRAL RAILWAY

PRAYAGRAJ DIVISION

AS BUILT DIAGRAM OF 24 FIBER CABLE

SUB-SECTION :- NAINI Stn. to PRAYAGRAJ Stn. (818/14 to 824/24)

CONTRACTOR

RST INFOCOM PVT. LTD.

578, NIGAM CHAURAHA, MUMFORDGANJ,

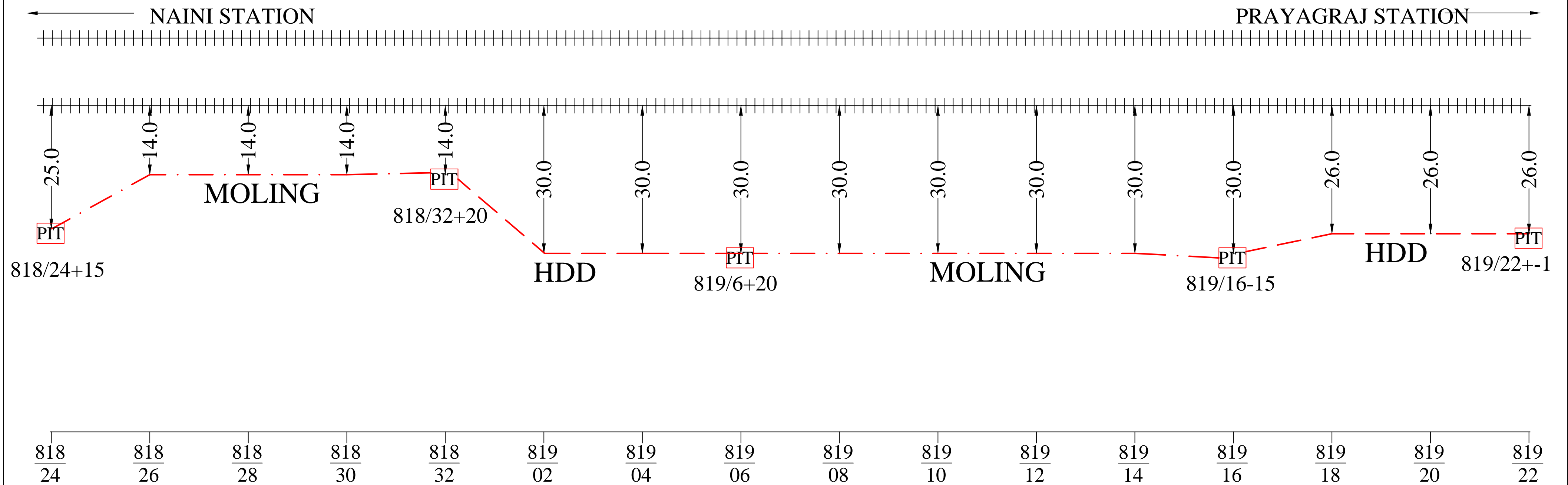
ALLAHABAD, UP.

email :- rst.ipl@gmail.com

Dy. CSTE/NCRPU/PRYJ

SSE/T/NCRPU/PRYJ

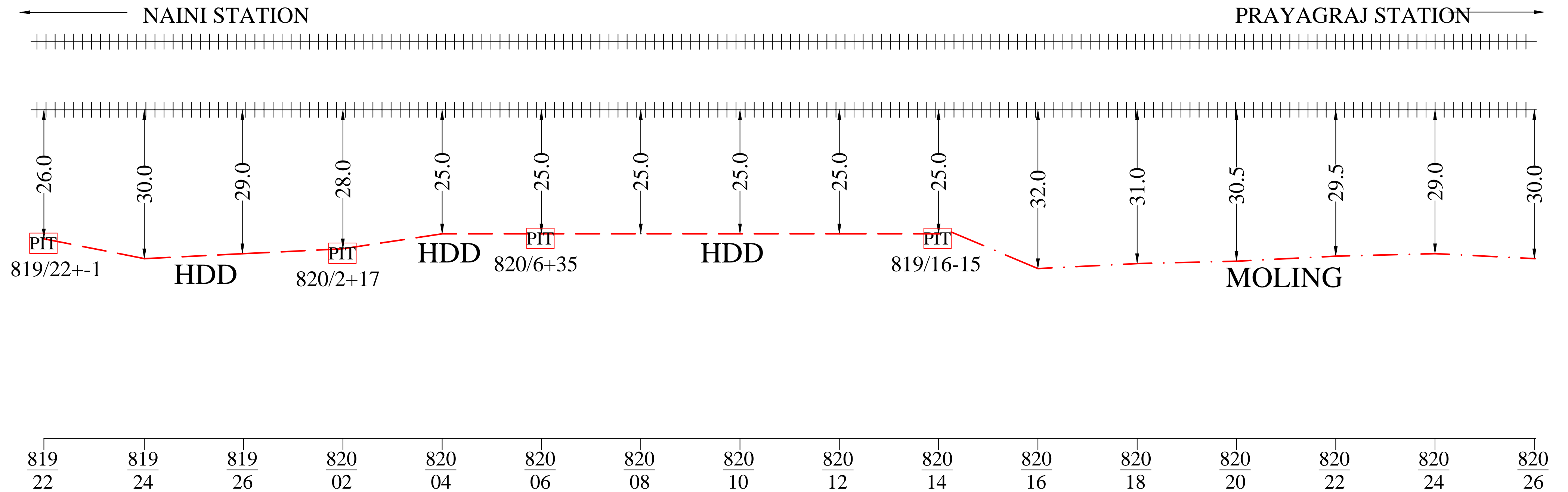
As built diagram of 24F laid between NAINI Stn. To PRAYAGRAJ Stn.



Note: - Laying of OFC as per RDSO L.NO.CBS/DCP/1, Dated 30.10.2009 & chief signal & Telecom Engineer/ALD L No. S&T/NCR/JPO(1/S&T/2012) Dated June 4, 2012)

APPROVED BY RAILWAYS			NORTH CENTRAL RAILWAY	RST INFOCOM PVT. LTD.		LEGENDS	
TCIL/NEW DELHI	SSE/T/NCRPU/PRYJ	Dy. CSTE/NCRPU/PRYJ	AS BUILT DIAGRAM OF 24F FOR THE ROUTE NAINI TO PRAYAGRAJ	DRAWN BY:- NAND KISHORE Mob- +91 8960287304	CHECKED BY:-	RAILWAY LINE	+++++
				ALL DIMENSION ARE IN METER (NOT TO SCALE)		LIMITED HIEGHT SUBWAY	
						LC GATE/ LX GATE	x
						CULVERT/BRIDGE	— — — — —
						STATION	⊙
						GI PIPE	⊂
						DWC	⊂⊂⊂⊂⊂
						RAILWAY BOUNDRY	— — — — —
						EXISTING 6 QUAD CABLE	— — — — —

As built diagram of 24F laid between NAINI Stn. To PRAYAGRAJ Stn.

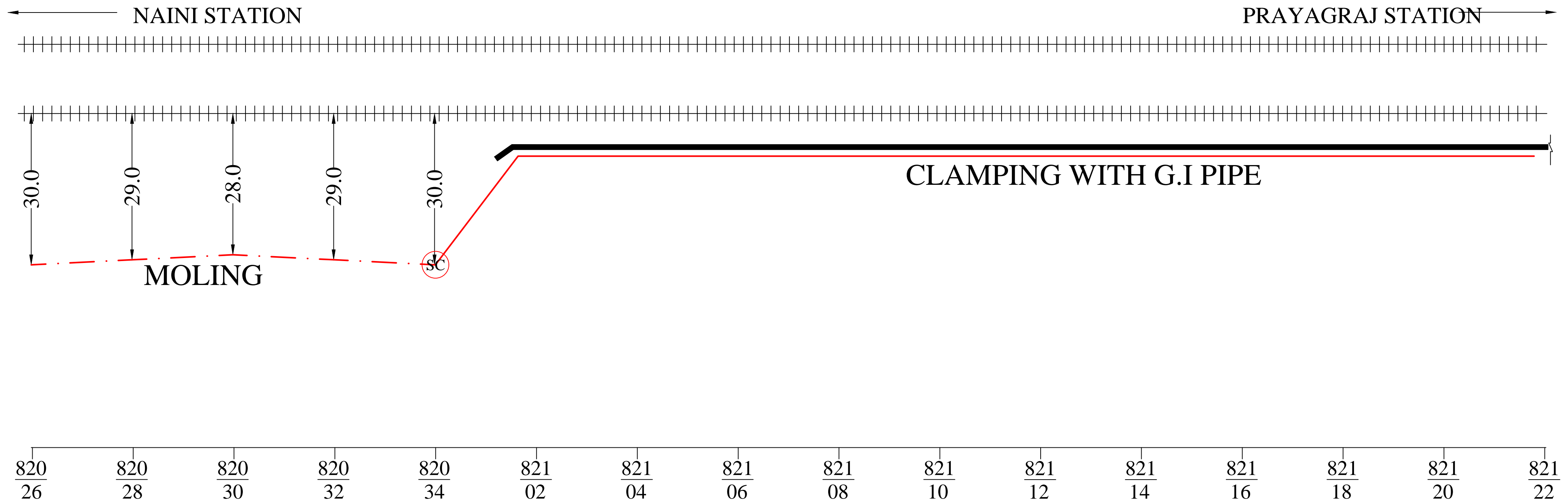


Note: - Laying of OFC as per RDSO L.NO.CBS/DCP/1, Dated 30.10.2009 & chief signal & Telecom Engineer/ALD L No. S&T/NCR/JPO(1/S&T/2012) Dated June 4, 2012)

APPROVED BY RAILWAYS			NORTH CENTRAL RAILWAY	RST INFOCOM PVT. LTD.	LEGENDS	
TCIL/NEW DELHI	SSE/T/NCRPU/PRYJ	Dy. CSTE/NCRPU/PRYJ	AS BUILT DIAGRAM OF 24F FOR THE ROUTE NAINI TO PRAYAGRAJ	DRAWN BY:-	CHECKED BY:-	RAILWAY LINE
				NAND KISHORE Mob- +91 8960287304		NEW LAID OFC
				ALL DIMENSION ARE IN METER (NOT TO SCALE)		OFC JOINT
						LIMITED HIEGHT SUBWAY
						LC GATE/ LX GATE
						CULVERT/BRIDGE
						STATION
						GI PIPE
						DWC
						RAILWAY BOUNDRY
						EXISTING 6 QUAD CABLE

As built diagram of 24F laid between NAINI Stn. To PRAYAGRAJ Stn.

SHEET NO. 03 of 07

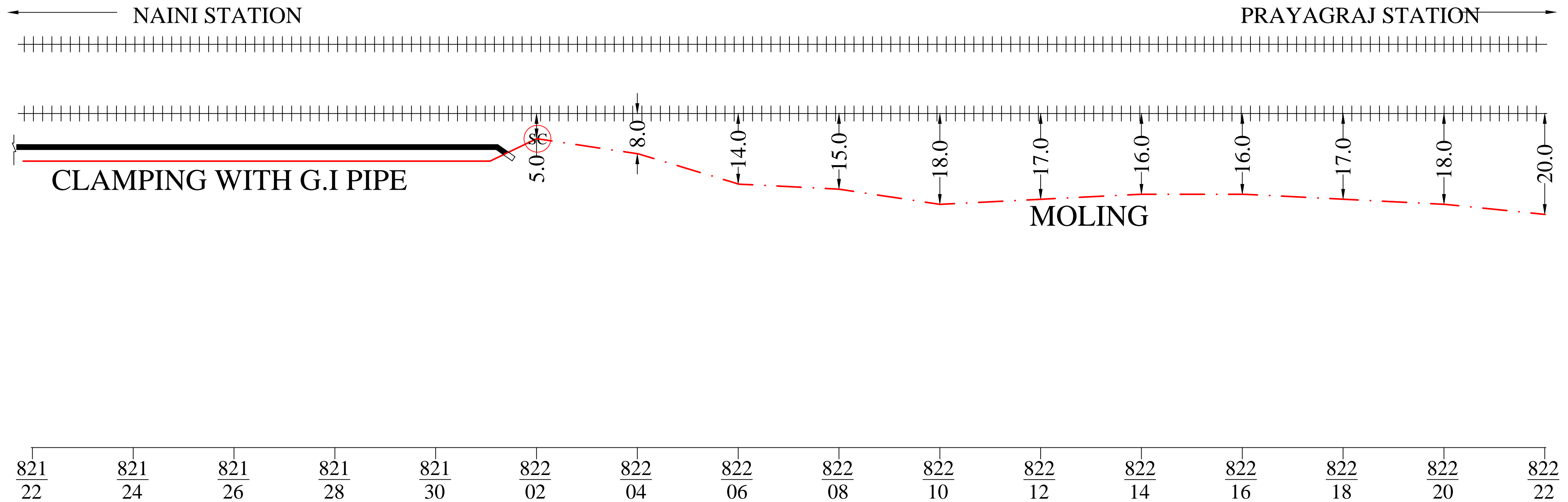


Note: - Laying of OFC as per RDSO L.NO.CBS/DCP/1, Dated 30.10.2009 & chief signal & Telecom Engineer/ALD L No. S&T/NCR/JPO(1/S&T/2012) Dated June 4, 2012)

APPROVED BY RAILWAYS			NORTH CENTRAL RAILWAY	RST INFOCOM PVT. LTD.		LEGENDS	
TCIL/NEW DELHI	SSE/T/NCRPU/PRYJ	Dy. CSTE/NCRPU/PRYJ	AS BUILT DIAGRAM OF 24F FOR THE ROUTE NAINI TO PRAYAGRAJ	DRAWN BY:- NAND KISHORE Mob- +91 8960287304	CHECKED BY:-	RAILWAY LINE	+++++
				ALL DIMENSION ARE IN METER (NOT TO SCALE)		NEW LAID OFC	—
						OFC JOINT	— ⊙ —
						LIMITED HIEGHT SUBWAY	
						LC GATE/ LX GATE	x
						CULVERT/BRIDGE	—
						STATION	⊙
						GI PIPE	—
						DWC	
						RAILWAY BOUNDRY	— — —
						EXISTING 6 QUAD CABLE	—

As built diagram of 24F laid between NAINI Stn. To PRAYAGRAJ Stn.

SHEET NO. 04 of 07

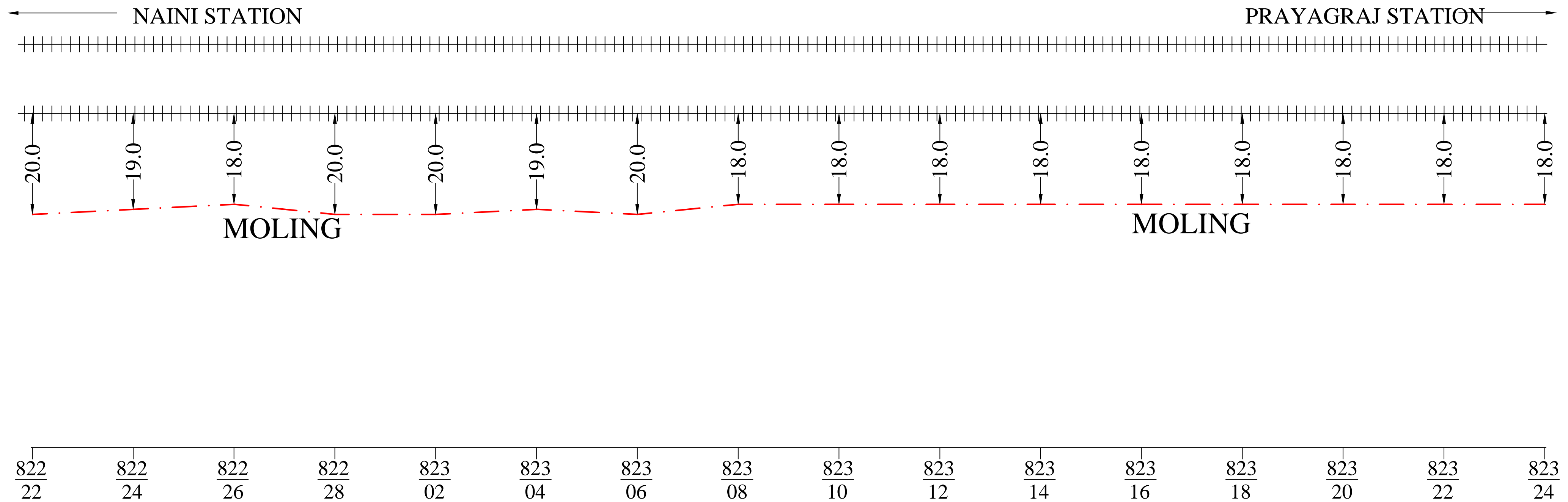


Note: - Laying of OFC as per RDSO L.NO.CBS/DCP/1, Dated 30.10.2009 & chief signal & Telecom Engineer/ALD L No. S&T/NCR/JPO(1/S&T/2012) Dated June 4, 2012)

APPROVED BY RAILWAYS			NORTH CENTRAL RAILWAY	RST INFOCOM PVT. LTD.		LEGENDS	
TCIL/NEW DELHI	SSE/T/NCRPU/PRYJ	Dy. CSTE/NCRPU/PRYJ	AS BUILT DIAGRAM OF 24F FOR THE ROUTE NAINI TO PRAYAGRAJ	DRAWN BY:-	CHECKED BY:-	RAILWAY LINE	+++++
				NAND KISHORE Mob- +91 8960287304		STATION	
				ALL DIMENSION ARE IN METER (NOT TO SCALE)		NEW LAID OFC	—
						OFC JOINT	
						LIMITED HIEGHT SUBWAY	
						LC GATE/ LX GATE	
						CULVERT/BRIDGE	
						GI PIPE	
						DWC	
						RAILWAY BOUNDRY	— — —
						EXISTING 6 QUAD CABLE	—

As built diagram of 24F laid between NAINI Stn. To PRAYAGRAJ Stn.

SHEET NO. 05 of 07



Note: - Laying of OFC as per RDSO L.NO.CBS/DCP/1, Dated 30.10.2009 & chief signal & Telecom Engineer/ALD L No. S&T/NCR/JPO(1/S&T/2012) Dated June 4, 2012)

APPROVED BY RAILWAYS		
TCIL/NEW DELHI	SSE/T/NCRPU/PRYJ	Dy. CSTE/NCRPU/PRYJ

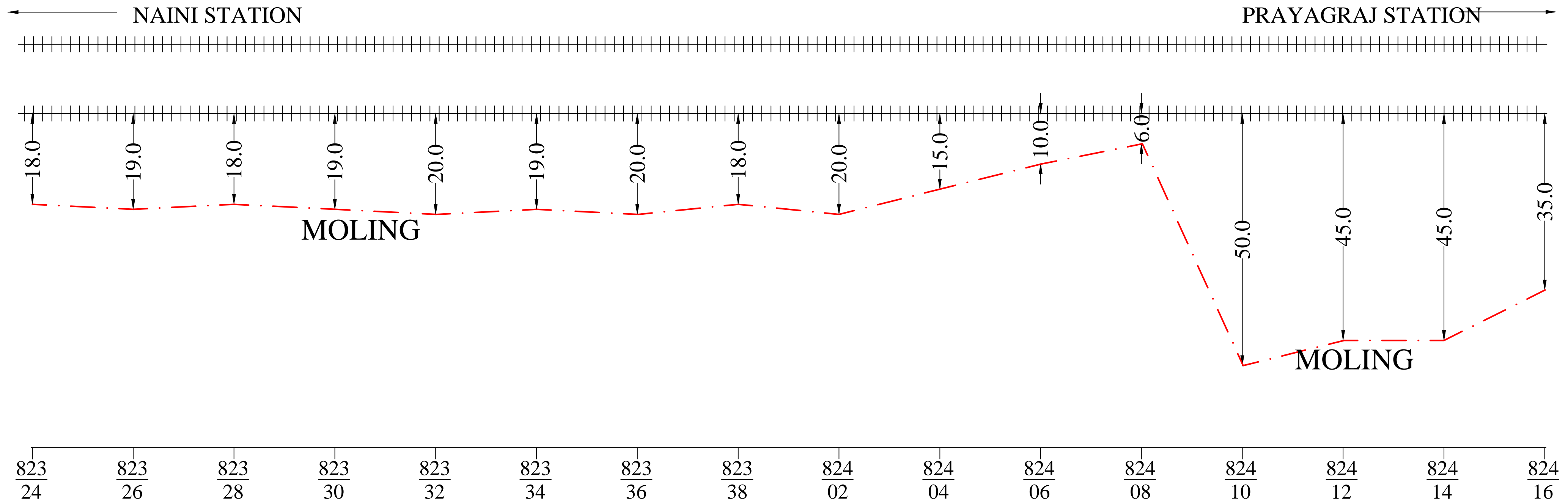
NORTH CENTRAL RAILWAY
AS BUILT DIAGRAM OF 24F FOR THE ROUTE NAINI TO PRAYAGRAJ

RST INFOCOM PVT. LTD.	
DRAWN BY:- NAND KISHORE Mob- +91 8960287304	CHECKED BY:-
ALL DIMENSION ARE IN METER (NOT TO SCALE)	

LEGENDS	
RAILWAY LINE	+++++
NEW LAID OFC	— — — — —
OFC JOINT	— — — — — ⊙ — — — — —
LIMITED HIEGHT SUBWAY	
LC GATE/ LX GATE	x x
CULVERT/BRIDGE	[— — — —]
STATION	⊙
GI PIPE	()
DWC	((((((((((())))))))))
RAILWAY BOUNDRY	- - - - -
EXISTING 6 QUAD CABLE	— — — — —

As built diagram of 24F laid between NAINI Stn. To PRAYAGRAJ Stn.

SHEET NO. 06 of 07



Note: - Laying of OFC as per RDSO L.NO.CBS/DCP/1, Dated 30.10.2009 & chief signal & Telecom Engineer/ALD L No. S&T/NCR/JPO(1/S&T/2012) Dated June 4, 2012)

APPROVED BY RAILWAYS		
TCIL/NEW DELHI	SSE/T/NCRPU/PRYJ	Dy. CSTE/NCRPU/PRYJ


NORTH CENTRAL RAILWAY
AS BUILT DIAGRAM OF 24F FOR THE ROUTE NAINI TO PRAYAGRAJ

RST INFOCOM PVT. LTD.	
DRAWN BY:- NAND KISHORE Mob- +91 8960287304	CHECKED BY:-
ALL DIMENSION ARE IN METER (NOT TO SCALE)	

LEGENDS	
RAILWAY LINE	+++++
NEW LAID OFC	— — — — —
OFC JOINT	— ⊙ —
LIMITED HIEGHT SUBWAY	
LC GATE/ LX GATE	x x
CULVERT/BRIDGE	[]
STATION	⊙
GI PIPE	()
DWC	((((((((((())))))))))
RAILWAY BOUNDRY	- - - - -
EXISTING 6 QUAD CABLE	— — — — —

As built diagram of 24F laid between NAINI Stn. To PRAYAGRAJ Stn.

SHEET NO. 07 of 07



Note: - Laying of OFC as per RDSO L.NO.CBS/DCP/1, Dated 30.10.2009 & chief signal & Telecom Engineer/ALD L No. S&T/NCR/JPO(1/S&T/2012) Dated June 4, 2012)

APPROVED BY RAILWAYS			NORTH CENTRAL RAILWAY	RST INFOCOM PVT. LTD.		LEGENDS	
TCIL/NEW DELHI	SSE/T/NCRPU/PRYJ	Dy. CSTE/NCRPU/PRYJ	AS BUILT DIAGRAM OF 24F FOR THE ROUTE NAINI TO PRAYAGRAJ	DRAWN BY:-	CHECKED BY:-	RAILWAY LINE	+++++
				NAND KISHORE Mob- +91 8960287304		STATION	
				ALL DIMENSION ARE IN METER (NOT TO SCALE)		LIMITED HIEGHT SUBWAY	
						LC GATE/ LX GATE	
						CULVERT/BRIDGE	
						GI PIPE	
						DWC	
						RAILWAY BOUNDRY	---
						EXISTING 6 QUAD CABLE	=====